

Paper:	ENGG. GRAPHICS
Set Name:	SET 10
Exam Date:	11 Sep 2022
Exam Shift:	1
Language:	English

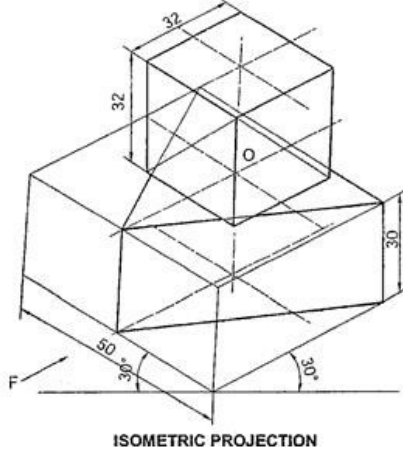
Section:	ENGG. GRAPHICS
Item No:	1
Question ID:	515691
Question Type:	MCQ
Question:	The method of Projection that is used by mathematicians and furniture manufacturers is called
A:	Axonometric projection
B:	Oblique projection
C:	Perspective projection
D:	Isometric projection

Section:	ENGG. GRAPHICS
Item No:	2
Question ID:	515692
Question Type:	MCQ
Question:	A Square pyramid has
A:	4 rectangular faces
B:	4 cylindrical surfaces
C:	4 triangular faces
D:	4 square faces

Section:	ENGG. GRAPHICS
Item No:	3
Question ID:	515693
Question Type:	MCQ
Question:	Isometric Scale is used in
A:	Isometric drawing only
B:	Perspective view only
C:	Isometric projection only
D:	Orthographic position only

Section:	ENGG. GRAPHICS
Item No:	4
Question ID:	515694
Question Type:	MCQ
	Choose the correct statement from the figure given below,

Question:



ISOMETRIC PROJECTION

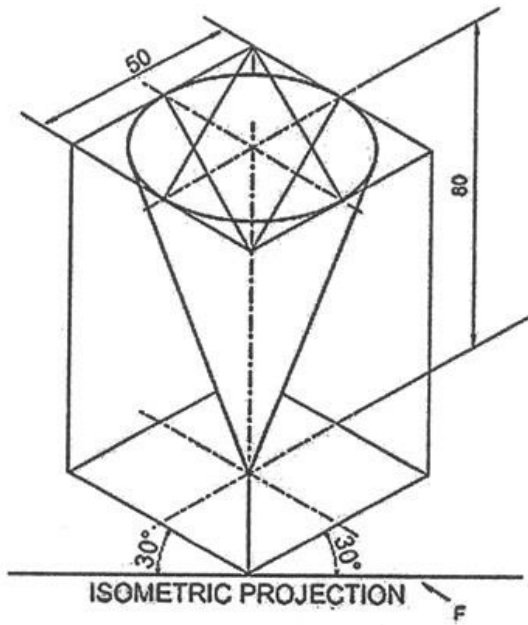
A:	A triangular pyramid is resting on the HP and a Cube is resting on its rectangular surface
B:	Cube is resting on HP and triangular prism is resting on it
C:	Cube is resting on the triangular face of the triangular prism
D:	Axis of Cube is perpendicular to HP and the axis of triangular prism is perpendicular to VP

Section:	ENGG. GRAPHICS
Item No:	5
Question ID:	515695
Question Type:	MCQ
Question:	<p>Following figures shows the isometric projections of combination of two solids.</p> <p>In this projection, the common axis of two solids is</p>
ISOMETRIC PROJECTION	

A:	Parallel to HP
B:	Parallel to VP
C:	Perpendicular to VP
D:	Parallel to HP and VP

Section:	ENGG. GRAPHICS
Item No:	6
Question ID:	515696
Question Type:	MCQ
Question:	Choose the correct statement for the given figure

Question:



- A: the solid is an inverted pyramid
- B: the solid is a horizontal cone
- C: the solid is an inverted cone
- D: the solid is a vertical cylinder

Section:	ENGG. GRAPHICS
Item No:	7
Question ID:	515697
Question Type:	MCQ
Question:	In an isometric projection of a horizontal cylinder with its axis perpendicular to VP, its circular faces will be
A:	parallel to VP
B:	parallel to HP
C:	perpendicular to VP
D:	parallel to HP and VP

Section:	ENGG. GRAPHICS
Item No:	8
Question ID:	515698
Question Type:	MCQ
Question:	The surface connecting crest and root in a thread is known as
A:	Pitch
B:	Thread angle
C:	Flank
D:	Lead

Section:	ENGG. GRAPHICS
Item No:	9
Question ID:	515699
Question Type:	MCQ

Question:	In BSW thread profile, what will be the angle between two adjacent flanks ?
A:	60°
B:	50°
C:	45°
D:	55°

Section:	ENGG. GRAPHICS
Item No:	10
Question ID:	5156910
Question Type:	MCQ
Question:	Out of the following screw threads, which does not have a V-thread profile , is
A:	B.S.W. thread
B:	Square thread
C:	Metric thread (external)
D:	Metric thread (internal)

Section:	ENGG. GRAPHICS
Item No:	11
Question ID:	5156911
Question Type:	MCQ
Question:	Select the type of bolt that can be used in a square recess provided on the machinery;
A:	Hexagonal headed bolt
B:	Square headed bolt
C:	Stud with collar
D:	Rivet with taper

Section:	ENGG. GRAPHICS
Item No:	12
Question ID:	5156912
Question Type:	MCQ
Question:	If 'd' is the nominal diameter of the bolt, then the thickness of the bolt head is generally taken as ;
A:	0.8d
B:	0.5d
C:	1.5d
D:	0.6d

Section:	ENGG. GRAPHICS
Item No:	13
Question ID:	5156913
Question Type:	MCQ
Question:	A hexagonal nut is fitted on a hexagonal headed bolt. Then what is correct about the chamfered face of nut ?

A:	It is towards the head of bolt
B:	It is away from the head of bolt
C:	There is no chamfered face on the nut
D:	It may be facing towards as well as away from the bolt head

Section:	ENGG. GRAPHICS
Item No:	14
Question ID:	5156914
Question Type:	MCQ
Question:	If D is the nominal diameter of the bolt, then the thickness of the plain washer used in it will be
A:	$2D+3$ mm
B:	$D/8$
C:	$D+1$ mm
D:	D

Section:	ENGG. GRAPHICS
Item No:	15
Question ID:	5156915
Question Type:	MCQ
Question:	In the conventional representation of external threads, the broken/ incomplete circle represents
A:	Chamfer circle
B:	Root Circle
C:	Crest Circle
D:	Pitch Circle

Section:	ENGG. GRAPHICS
Item No:	16
Question ID:	5156916
Question Type:	MCQ
Question:	A cylindrical piece of metal having threads at its both ends is known as
A:	Bolt
B:	Nut
C:	Rivet
D:	Stud

Section:	ENGG. GRAPHICS
Item No:	17
Question ID:	5156917
Question Type:	MCQ
Question:	The diameter of the collar in collar stud (taking 'd' as the diameter of stud) would be
A:	$1.5d$

B:	1.6d
C:	1.3d
D:	1.2d

Section:	ENGG. GRAPHICS
Item No:	18
Question ID:	5156918
Question Type:	MCQ
Question:	The machine element which is a permanent fastener is known as
A:	Stud
B:	Rivet
C:	Screw
D:	Nut

Section:	ENGG. GRAPHICS
Item No:	19
Question ID:	5156919
Question Type:	MCQ
Question:	In Snap head rivet, radius of the arc of its head would be (where d= nominal diameter of rivet)
A:	0.7 d
B:	0.8d
C:	0.5d
D:	0.25d

Section:	ENGG. GRAPHICS
Item No:	20
Question ID:	5156920
Question Type:	MCQ
Question:	The thickness of the head of the pan head rivet would be
A:	0.5d
B:	0.6d
C:	0.4d
D:	0.7d

Section:	ENGG. GRAPHICS
Item No:	21
Question ID:	5156921
Question Type:	MCQ
Question:	In Journal bearings, the word 'journal' refers to
A:	the bush of the bearing
B:	elongated hole in sole plate
C:	the portion of the shaft in sleeve

D:	collar of the bush
----	--------------------

Section:	ENGG. GRAPHICS
Item No:	22
Question ID:	5156922
Question Type:	MCQ
Question:	The Base/Body of the open bearing is made up of
A:	Cast Iron
B:	Strengthened composites
C:	Toughened Steel
D:	Wrought Iron

Section:	ENGG. GRAPHICS
Item No:	23
Question ID:	5156923
Question Type:	MCQ
Question:	The shape of the oil hole in the Bushed Bearing is
A:	Of Counter disc
B:	Helical
C:	Counter sunk
D:	Semi cylindrical

Section:	ENGG. GRAPHICS
Item No:	24
Question ID:	5156924
Question Type:	MCQ
Question:	A Cotter is tapered so that in its shape,
A:	Only thickness decreases
B:	Only width decreases
C:	Both thickness and width decreases
D:	Both length and width decreases

Section:	ENGG. GRAPHICS
Item No:	25
Question ID:	5156925
Question Type:	MCQ
Question:	Parts in sleeve and cotter joints are
A:	one sleeve, three cotter, two rods
B:	two sleeve, two cotter, one rod
C:	one sleeve, two cotter, two rods
D:	one sleeve, one cotter, three rods

Section:	ENGG. GRAPHICS
----------	----------------

Item No:	26
Question ID:	5156926
Question Type:	MCQ
Question:	When a Gib is used with Cotter in Gib and Cotter joint, then the opposite faces of the slots in the rods are
A:	Perpendicular to each other
B:	Parallel to each other
C:	Inclined at 30° with each other
D:	Inclined at 45° with each other

Section:	ENGG. GRAPHICS
Item No:	27
Question ID:	5156927
Question Type:	MCQ
Question:	In flange pipe joint, _____ is used for making the joint leakproof.
A:	Flange
B:	Nut and Bolt
C:	Cotter
D:	Gasket

Section:	ENGG. GRAPHICS
Item No:	28
Question ID:	5156928
Question Type:	MCQ
Question:	For joining cables, ropes and wires of electric poles, which one of the following is used for an adjustable temporary joint ?
A:	Sleeve and Cotter joint
B:	Flange pipe joint
C:	Turnbuckle (tie-rod joint)
D:	Strap joint (Gib and Cotter joint)

Section:	ENGG. GRAPHICS
Item No:	29
Question ID:	5156929
Question Type:	MCQ
Question:	<p>Arrange the sequence of construction method of drawing Front View and Top View of a square nut (diameter of bolt =25 mm) keeping its axis vertical</p> <p>A. Draw the hidden lines and axis B. Circumscribe square around the chamfering circle C. Draw the top view, describing three circles of diameter 'd' =25 mm, 0.8d =20 mm and 1.5d = 37.5 mm respectively D. Projecting the top view, draw the front view E. Complete the faces in Front view</p> <p>Choose the correct answer from the options given below</p>
A:	A, B, C, D, E

B:	C, B, D, E, A
C:	E, D, C, B, A
D:	B, A, C, D, E

Section:	ENGG. GRAPHICS
Item No:	30
Question ID:	5156930
Question Type:	MCQ
Question:	<p>Arrange the sequence of construction methods of isometric projections of Sphere of diameter 50 mm</p> <p>A. Mark a point O in upward direction equal to 25 mm i.e. isometric length of radius of sphere from the centre of square drawn B. This drawn circle is the isometric projection of the given sphere C. Draw isometric projection of square in horizontal plane with side of it 50 mm length D. Taking this point O as a center and 25 mm as the radius, draw the circle E. Draw the center lines of this square</p> <p>Choose the correct answer from the options given below</p>
A:	A, B, C, D, E
B:	C, E, A, D, B
C:	E, D, C, B, A
D:	D, C, B, A, E

Section:	ENGG. GRAPHICS
Item No:	31
Question ID:	5156931
Question Type:	MCQ
Question:	<p>Choose the correct statements from the following</p> <p>A. In Gib and Cotter joint, two rods of square or rectangular in cross section are used B. In Gib and Cotter joint, two cotters are used C. In Gib and Cotter joint, one Gib and one cotter are used D. In Gib and Cotter joint, one cotter and two gibs are used E. In Gib and Cotter joint, two Gibs and two cotters are used</p> <p>Choose the correct answer from the options given below</p>
A:	A and C Only
B:	B and C Only
C:	C and D Only
D:	B, D and E Only

Section:	ENGG. GRAPHICS
Item No:	32
Question ID:	5156932
Question Type:	MCQ
Question:	<p>From the following statements, choose the correct ones</p> <p>A. Perspective projection is mostly used by mathematicians B. Oblique projections are drawn with Isometric scale C. In Isometric projection, all the three angles between Principal axis are equal</p>

- C. In isometric projection, all the three angles between Principal axis are equal
 D. Isometric scale is used to make enlarged drawings
 E. Axonometric projection is used in mechanical engineering to show machine parts

Choose the correct answer from the options given below

A:	A and B Only
B:	B and C Only
C:	C and D Only
D:	E and C Only

Section:	ENGG. GRAPHICS
Item No:	33
Question ID:	5156933
Question Type:	MCQ
Question:	<p>Choose the correct statements from the following</p> <p>A. Square nut is a square prism provided with threaded hole B. A square nut has external thread C. Upper corners of a square nut are chamfered at 60° D. Square nut is a temporary fastener E. A square nut does not have chamfering</p> <p>Choose the correct answer from the options given below.</p>
A:	B and C Only
B:	A and D Only
C:	D and E Only
D:	A and C Only

Section:	ENGG. GRAPHICS
Item No:	34
Question ID:	5156934
Question Type:	MCQ
Question:	<p>From the following statements, choose the correct ones for an open bearing</p> <p>A. Open Bearing is a permanent joint B. Bush is made up of soft material C. Body of the bearing is rotating around shaft D. Body of the bearing have two elongated hole E. Oil hole is provided in open bearing</p> <p>Choose the correct answer from the options given below.</p>
A:	B and D Only
B:	D and E Only
C:	B and A Only
D:	C and D Only

Section:	ENGG. GRAPHICS
Item No:	35
Question ID:	5156935
Question Type:	MCQ
Question:	Choose the correct statement for cleave and cotter joint

Choose the correct statement for sleeve and cotter joint

Question:

- A. Clearance is not provided in this joint
- B. It is a permanent joint
- C. It is used to connect two round rods
- D. Two cotters are used in this assembly
- E. It comprises of one gib

Choose the correct answer from the options given below.

A: A and B Only

B: B and E Only

C: C and E Only

D: C and D Only

Section: ENGG. GRAPHICS

Item No: 36

Question ID: 5156936

Question Type: MCQ

Question:

Match List I with List II

LIST I (Thread Type)		LIST II (Their Uses)	
A.	Square thread	I.	Neck of glass bottle
B.	Knuckle thread	II.	Stud
C.	External thread	III.	Nut
D.	Internal thread	IV.	Power transmission

Choose the correct answer from the options given below

A: A-I, B-II, C-IV, D-III

B: A-IV, B-I, C-II, D-III

C: A-III, B-I, C-IV, D-II

D: A-IV, B-III, C-I, D-II

Section: ENGG. GRAPHICS

Item No: 37

Question ID: 5156937

Question Type: MCQ

Question:

Match List I with List II

LIST I (Projection Type)		LIST II (Application/Use of Projection)	
A.	Perspective Projection	I.	Mathematician
B.	Oblique Projection	II.	Mechanical Engineering
C.	Orthographic Projection	III.	Artist
D.	Isometric Projection	IV.	Multiview Projection

Choose the correct answer from the options given below

A: A-III, B-I, C-IV, D-II

B: A-I, B-II, C-IV, D-III

C: A-II, B-I, C-III, D-IV

D: A-IV, B-III, C-I, D-IV

Section:	ENGG. GRAPHICS																				
Item No:	38																				
Question ID:	5156938																				
Question Type:	MCQ																				
Question:	<p>Match List I with List II</p> <table border="1"> <thead> <tr> <th colspan="2">LIST I (Machine Assembly)</th> <th colspan="2">LIST II (Application)</th> </tr> </thead> <tbody> <tr> <td>A.</td> <td>Sleeve and Cotter joint</td> <td>I.</td> <td>Steam engine</td> </tr> <tr> <td>B.</td> <td>Flange pipe joint</td> <td>II.</td> <td>In electric poles</td> </tr> <tr> <td>C.</td> <td>Turnbuckle joint</td> <td>III.</td> <td>Gas pipe-line</td> </tr> <tr> <td>D.</td> <td>Gib and Cotter joint</td> <td>IV.</td> <td>Tractor and its trolley</td> </tr> </tbody> </table> <p>Choose the correct answer from the options given below</p>	LIST I (Machine Assembly)		LIST II (Application)		A.	Sleeve and Cotter joint	I.	Steam engine	B.	Flange pipe joint	II.	In electric poles	C.	Turnbuckle joint	III.	Gas pipe-line	D.	Gib and Cotter joint	IV.	Tractor and its trolley
LIST I (Machine Assembly)		LIST II (Application)																			
A.	Sleeve and Cotter joint	I.	Steam engine																		
B.	Flange pipe joint	II.	In electric poles																		
C.	Turnbuckle joint	III.	Gas pipe-line																		
D.	Gib and Cotter joint	IV.	Tractor and its trolley																		
A:	A-IV, B-III, C-II, D-I																				
B:	A-I, B-II, C-III, D-IV																				
C:	A-II, B-III, C-I, D-IV																				
D:	A-III, B-II, C-IV, D-I																				

Section:	ENGG. GRAPHICS																				
Item No:	39																				
Question ID:	5156939																				
Question Type:	MCQ																				
Question:	<p>Match List I with List II</p> <table border="1"> <thead> <tr> <th colspan="2">LIST I (Machine Parts)</th> <th colspan="2">LIST II (Their Assembly)</th> </tr> </thead> <tbody> <tr> <td>A.</td> <td>Bush with collar</td> <td>I.</td> <td>Strap Joint</td> </tr> <tr> <td>B.</td> <td>Gasket</td> <td>II.</td> <td>Open bearing</td> </tr> <tr> <td>C.</td> <td>Gib</td> <td>III.</td> <td>Sleeve and Cotter joints</td> </tr> <tr> <td>D.</td> <td>Two Cotters</td> <td>IV.</td> <td>Flange pipe joint</td> </tr> </tbody> </table> <p>Choose the correct answer from the options given below</p>	LIST I (Machine Parts)		LIST II (Their Assembly)		A.	Bush with collar	I.	Strap Joint	B.	Gasket	II.	Open bearing	C.	Gib	III.	Sleeve and Cotter joints	D.	Two Cotters	IV.	Flange pipe joint
LIST I (Machine Parts)		LIST II (Their Assembly)																			
A.	Bush with collar	I.	Strap Joint																		
B.	Gasket	II.	Open bearing																		
C.	Gib	III.	Sleeve and Cotter joints																		
D.	Two Cotters	IV.	Flange pipe joint																		
A:	A-II, B-IV, C-I, D-III																				
B:	A-III, B-IV, C-I, D-II																				
C:	A-II, B-III, C-I, D-IV																				
D:	A-IV, B-II, C-I, D-III																				

Section:	ENGG. GRAPHICS																
Item No:	40																
Question ID:	5156940																
Question Type:	MCQ																
Question:	<p>Match List I with List II</p> <table border="1"> <thead> <tr> <th colspan="2">LIST I (Machine Parts, Description)</th> <th colspan="2">LIST II (Name of Parts)</th> </tr> </thead> <tbody> <tr> <td>A.</td> <td>Circular metallic plate with hole at centre</td> <td>I.</td> <td>Gasket</td> </tr> <tr> <td>B.</td> <td>U shaped gunmetal part</td> <td>II.</td> <td>Plain washer</td> </tr> <tr> <td></td> <td>Circular rubber plate with hole</td> <td></td> <td></td> </tr> </tbody> </table>	LIST I (Machine Parts, Description)		LIST II (Name of Parts)		A.	Circular metallic plate with hole at centre	I.	Gasket	B.	U shaped gunmetal part	II.	Plain washer		Circular rubber plate with hole		
LIST I (Machine Parts, Description)		LIST II (Name of Parts)															
A.	Circular metallic plate with hole at centre	I.	Gasket														
B.	U shaped gunmetal part	II.	Plain washer														
	Circular rubber plate with hole																

C.	Circular rubber plate with hole at centre	III.	Sleeve
D.	Hollow cylindrical pipe	IV.	Bush of open bearing

Choose the correct answer from the options given below

A: A-III, B-I, C-IV, D-II

B: A-IV, B-II, C-III, D-I

C: A-II, B-IV, C-I, D-III

D: A-I, B-II, C-III, D-IV

Section:	ENGG. GRAPHICS
Item No:	41
Question ID:	5156941
Question Type:	MCQ
Passage:	<p>The bureau of Indian Standards (BIS) has recommended the adoption of ISO (International Organisation of Standardisation) recommended profile with the metric screw thread system. In General, this Iso-metric thread is specified using the basic designation.</p> <p>Answer the following questions based on Metric threads.</p>
Question:	In Metric thread M 20 X 1.5 means
A:	The major diameter of the metric thread is 1.5 mm and pitch is 20 mm
B:	The major diameter of the metric thread is 20 mm and pitch is 1.5 mm
C:	The major diameter of the metric thread is 3 mm and pitch is 20 mm
D:	The major diameter of the metric thread is 20 mm and pitch is 3 mm

Section:	ENGG. GRAPHICS
Item No:	42
Question ID:	5156942
Question Type:	MCQ
Passage:	<p>The bureau of Indian Standards (BIS) has recommended the adoption of ISO (International Organisation of Standardisation) recommended profile with the metric screw thread system. In General, this Iso-metric thread is specified using the basic designation.</p> <p>Answer the following questions based on Metric threads.</p>
Question:	What will be the relationship between the pitch (P) and the gap between Crest and Root of the thread (d)
A:	$d = 0.64P$
B:	$d = 0.96P$
C:	$d = 0.61P$
D:	$d = 0.866P$

Section:	ENGG. GRAPHICS
Item No:	43
Question ID:	5156943
Question Type:	MCQ
Passage:	<p>The bureau of Indian Standards (BIS) has recommended the adoption of ISO (International Organisation of Standardisation) recommended profile with the</p>

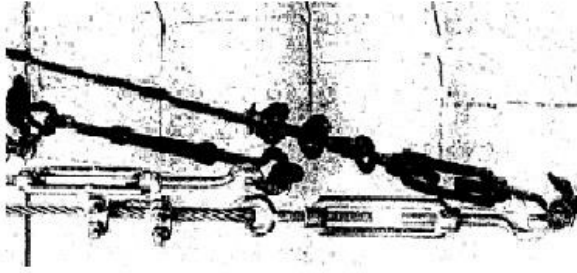
Passage:	metric screw thread system. In General, this Iso-metric thread is specified using the basic designation. Answer the following questions based on Metric threads.
Question:	In metric thread, the external and internal thread is also called
A:	Standard thread
B:	Unified thread
C:	B S W thread
D:	Knuckle thread

Section:	ENGG. GRAPHICS
Item No:	44
Question ID:	5156944
Question Type:	MCQ
Passage:	The bureau of Indian Standards (BIS) has recommended the adoption of ISO (International Organisation of Standardisation) recommended profile with the metric screw thread system. In General, this Iso-metric thread is specified using the basic designation. Answer the following questions based on Metric threads.
Question:	It pitch (P) of the thread is 5 mm then what will be the axial movement by one complete rotation of double start thread ?
A:	25 mm
B:	15 mm
C:	10 mm
D:	5 mm

Section:	ENGG. GRAPHICS
Item No:	45
Question ID:	5156945
Question Type:	MCQ
Passage:	The bureau of Indian Standards (BIS) has recommended the adoption of ISO (International Organisation of Standardisation) recommended profile with the metric screw thread system. In General, this Iso-metric thread is specified using the basic designation. Answer the following questions based on Metric threads.
Question:	Angle between two adjacent flanks in metric thread is
A:	30°
B:	55°
C:	90°
D:	60°

Section:	ENGG. GRAPHICS
Item No:	46
Question ID:	5156946
Question Type:	MCQ
	While going to the market, I saw an electrician repairing high power electric transmission line. He was tightening the wires with the help of a Turnbuckle. Its central portion has a slot for tightening and loosening of rod. Each tapered end of

While going to the market, I saw an electrician repairing high power electric transmission line. He was tightening the wires with the help of a Turnbuckle. Its central portion has a slot for tightening and loosening of rod. Each tapered end of the body has threaded holes with opposite internal screw threads profiles, Right handed (RH) thread at one end and left hand (LH) thread at the other.




Based on above case study, answer the following question about the turn buckble

Passage:

Question:	The body of the turnbuckle was _____ in shape at the center
A:	Rectangular
B:	Triangular
C:	Cylindrical
D:	Conical

Section:	ENGG. GRAPHICS
Item No:	47
Question ID:	5156947
Question Type:	MCQ

While going to the market, I saw an electrician repairing high power electric transmission line. He was tightening the wires with the help of a Turnbuckle. Its central portion has a slot for tightening and loosening of rod. Each tapered end of the body has threaded holes with opposite internal screw threads profiles, Right handed (RH) thread at one end and left hand (LH) thread at the other.




Based on above case study, answer the following question about the turn buckble

Passage:

Question:	Turnbuckle is also called as
A:	Pin joint
B:	Cotter joint
C:	Pipe joint
D:	Tie rod joint

Section:	ENGG. GRAPHICS
Item No:	48
Question ID:	5156948
Question Type:	MCQ

While going to the market, I saw an electrician repairing high power electric transmission line. He was tightening the wires with the help of a Turnbuckle. Its central portion has a slot for tightening and loosening of rod. Each tapered end of the body has threaded holes with opposite internal screw threads profiles, Right handed (RH) thread at one end and left hand (LH) thread at the other.



Based on above case study, answer the following question about the turn buckble

Passage:

Question:

Turnbuckle joint is not used in _____

A:

Water pipe

B:

In cables/guy wires

C:

In electric poles

D:

In boxing rings

Section:

ENGG. GRAPHICS

Item No:

49


Question ID:

5156949

Question Type:

MCQ

While going to the market, I saw an electrician repairing high power electric transmission line. He was tightening the wires with the help of a Turnbuckle. Its central portion has a slot for tightening and loosening of rod. Each tapered end of the body has threaded holes with opposite internal screw threads profiles, Right handed (RH) thread at one end and left hand (LH) thread at the other.



Based on above case study, answer the following question about the turn buckble

Passage:

Question:

The tapered ends of the turnbuckle resemble the shape of _____

A:

Frustum of triangular pyramid

B:

Frustum of cone

C:

Square prism

D:


Hexagonal prism

Section:

ENGG. GRAPHICS

Item No:

50

Question ID:	5156950
Question Type:	MCQ
Passage:	<p>While going to the market, I saw an electrician repairing high power electric transmission line. He was tightening the wires with the help of a Turnbuckle. Its central portion has a slot for tightening and loosening of rod. Each tapered end of the body has threaded holes with opposite internal screw threads profiles, Right handed (RH) thread at one end and left hand (LH) thread at the other.</p>  <p>Based on above case study, answer the following question about the turn buckle</p>
Question:	Turnbuckle joint is a _____
A:	Permanent joint
B:	Temporary joint
C:	Leakproof joint
D:	Welded joint