

Test Date : 13 Mar 2023

Test Slot : Slot 1

Subject : 89-Environmental Sciences

Paper I : 201-General Paper

Sl. No.1
QBID:26201001

The following table provides the data regarding the number of tickets of five movies A-E sold in a week at multiplexes of six cities namely Mumbai, Delhi, Kolkata, Chennai, Hyderabad and Chandigarh. Based on the data in the table, answer the questions that follow:

Movie→	A	B	C	D	E
City↓					
Mumbai	10000	7500	17500	13000	9000
Delhi	8500	9500	10500	12500	14000
Kolkata	16000	12000	9500	10500	8500
Chennai	9000	10500	16000	14000	17000
Hyderabad	8000	17000	13000	14500	11000
Chandigarh	7500	13500	10000	17500	13000

निम्नलिखित तालिका में छह शहरों मुंबई, दिल्ली, कोलकाता, चेन्नई, हैदराबाद और चंडीगढ़ के मल्टीप्लैक्सों में किसी सप्ताह में बिक्री किए गए पाँच फिल्मों A-E के टिकटों की संख्या के संदर्भ में आँकड़े प्रदान किए गए हैं। तालिका में दिए गए आँकड़ों के आधार पर प्रश्नों के उत्तर दीजिए :

फिल्म→	A	B	C	D	E
शहर ↓					
मुंबई	10000	7500	17500	13000	9000
दिल्ली	8500	9500	10500	12500	14000
कोलकाता	16000	12000	9500	10500	8500
चेन्नई	9000	10500	16000	14000	17000
हैदराबाद	8000	17000	13000	14500	11000
चंडीगढ़	7500	13500	10000	17500	13000

The number of tickets of movie B sold in Hyderabad was approximately _____% of the total number of tickets of the same movie sold in all the cities together?

1. 15
2. 12
3. 20
4. 24

- (1) 1
(2) 2
(3) 3

(4) 4

हैदराबाद में फिल्म B के बेचे गए टिकटों की संख्या सभी शहरों के उसी फिल्म के बेचे गए कुल टिकटों की संख्या का लगभग कितना प्रतिशत (%) है?

1. 15
2. 12
3. 20
4. 24

(1) 1

(2) 2

(3) 3

(4) 4

1[Option ID=41101] Question Description : dwbv_pg_gp26_eng_2_q1
2[Option ID=41102]
3[Option ID=41103]
4[Option ID=41104]

SI. No.2
QBID:26201002

The following table provides the data regarding the number of tickets of five movies A-E sold in a week at multiplexes of six cities namely Mumbai, Delhi, Kolkata, Chennai, Hyderabad and Chandigarh. Based on the data in the table, answer the questions that follow:

Movie→	A	B	C	D	E
City↓					
Mumbai	10000	7500	17500	13000	9000
Delhi	8500	9500	10500	12500	14000
Kolkata	16000	12000	9500	10500	8500
Chennai	9000	10500	16000	14000	17000
Hyderabad	8000	17000	13000	14500	11000
Chandigarh	7500	13500	10000	17500	13000

निम्नलिखित तालिका में छह शहरों मुंबई, दिल्ली, कोलकाता, चेन्नई, हैदराबाद और चंडीगढ़ के मल्टीप्लैक्सों में किसी सप्ताह में बिक्री किए गए पाँच फिल्मों A-E के टिकटों की संख्या के संदर्भ में आँकड़े प्रदान किए गए हैं। तालिका में दिए गए आँकड़ों के आधार पर प्रश्नों के उत्तर दीजिए :

फिल्म→	A	B	C	D	E
शहर ↓					
मुंबई	10000	7500	17500	13000	9000
दिल्ली	8500	9500	10500	12500	14000
कोलकाता	16000	12000	9500	10500	8500
चेन्नई	9000	10500	16000	14000	17000
हैदराबाद	8000	17000	13000	14500	11000
चंडीगढ़	7500	13500	10000	17500	13000

The number of tickets of movie D sold in Kolkata is approximately _____% less than the number of tickets of movie B sold in Chandigarh.

1. 22
2. 21
3. 23
4. 19

- (1) 1
(2) 2
(3) 3
(4) 4

कोलकाता में फिल्म D के बेचे गए टिकटों की संख्या चंडीगढ़ में फिल्म B के बेचे गए टिकटों की संख्या की तुलना में लगभग कितना प्रतिशत (%) कम है?

1. 22
2. 21
3. 23
4. 19

- (1) 1
(2) 2
(3) 3
(4) 4

- 1[Option ID=41105]
2[Option ID=41106]
3[Option ID=41107]
4[Option ID=41108]

Question Description : dwbv_pg_gp26_eng_2_q2

Sl. No.3
QBID:26201003



The following table provides the data regarding the number of tickets of five movies A-E sold in a week at multiplexes of six cities namely Mumbai, Delhi, Kolkata, Chennai, Hyderabad and Chandigarh. Based on the data in the table, answer the questions that follow:

Movie→	A	B	C	D	E
City↓					
Mumbai	10000	7500	17500	13000	9000
Delhi	8500	9500	10500	12500	14000
Kolkata	16000	12000	9500	10500	8500
Chennai	9000	10500	16000	14000	17000
Hyderabad	8000	17000	13000	14500	11000
Chandigarh	7500	13500	10000	17500	13000

निम्नलिखित तालिका में छह शहरों मुंबई, दिल्ली, कोलकाता, चेन्नई, हैदराबाद और चंडीगढ़ के मल्टीप्लेक्सों में किसी सप्ताह में बिक्री किए गए पाँच फिल्मों A-E के टिकटों की संख्या के संदर्भ में आँकड़े प्रदान किए गए हैं। तालिका में दिए गए आँकड़ों के आधार पर प्रश्नों के उत्तर दीजिए :

फिल्म→	A	B	C	D	E
शहर ↓					
मुंबई	10000	7500	17500	13000	9000
दिल्ली	8500	9500	10500	12500	14000
कोलकाता	16000	12000	9500	10500	8500
चेन्नई	9000	10500	16000	14000	17000
हैदराबाद	8000	17000	13000	14500	11000
चंडीगढ़	7500	13500	10000	17500	13000

What is the average number of tickets of movie C sold in all the six cities together?

1. 12000
2. 7750
3. 12750
4. 9275

- (1) 1
(2) 2
(3) 3
(4) 4

सभी छह शहरों को मिलाकर फिल्म C के बेचे गये टिकटों की औसत संख्या कितनी है ?

1. 1200
2. 7750
3. 12750
4. 9275

- (1) 1

- (2) 2
(3) 3
(4) 4

1[Option ID=41109] Question Description : dwbv_pg_gp26_eng_2_q3
2[Option ID=41110]
3[Option ID=41111]
4[Option ID=41112]

SI. No.4
QBID:26201004

The following table provides the data regarding the number of tickets of five movies A-E sold in a week at multiplexes of six cities namely Mumbai, Delhi, Kolkata, Chennai, Hyderabad and Chandigarh. Based on the data in the table, answer the questions that follow:

Movie→	A	B	C	D	E
City↓					
Mumbai	10000	7500	17500	13000	9000
Delhi	8500	9500	10500	12500	14000
Kolkata	16000	12000	9500	10500	8500
Chennai	9000	10500	16000	14000	17000
Hyderabad	8000	17000	13000	14500	11000
Chandigarh	7500	13500	10000	17500	13000

निम्नलिखित तालिका में छह शहरों मुंबई, दिल्ली, कोलकाता, चेन्नई, हैदराबाद और चंडीगढ़ के मल्टीप्लेक्सों में किसी सप्ताह में बिक्री किए गए पाँच फिल्मों A-E के टिकटों की संख्या के संदर्भ में आँकड़े प्रदान किए गए हैं। तालिका में दिए गए आँकड़ों के आधार पर प्रश्नों के उत्तर दीजिए :

फिल्म→	A	B	C	D	E
शहर ↓					
मुंबई	10000	7500	17500	13000	9000
दिल्ली	8500	9500	10500	12500	14000
कोलकाता	16000	12000	9500	10500	8500
चेन्नई	9000	10500	16000	14000	17000
हैदराबाद	8000	17000	13000	14500	11000
चंडीगढ़	7500	13500	10000	17500	13000

The number of tickets of movie E sold in Chennai is _____% of the number of tickets of movie A sold in Mumbai.

1. 70
2. 170
3. 130
4. 30

- (1) 1
(2) 2
(3) 3
(4) 4

चेन्नई में फिल्म E के बेचे गये टिकटों की संख्या मुंबई में फिल्म A के बेचे गये टिकटों की संख्या का कितना प्रतिशत (%) है ?

1. 70
2. 170
3. 130
4. 30

- (1) 1
(2) 2
(3) 3
(4) 4

1[Option ID=41113] Question Description : dwbv_pg_gp26_eng_2_q4
2[Option ID=41114]
3[Option ID=41115]
4[Option ID=41116]

Sl. No.5
QBID:26201005

The following table provides the data regarding the number of tickets of five movies A-E sold in a week at multiplexes of six cities namely Mumbai, Delhi, Kolkata, Chennai, Hyderabad and Chandigarh. Based on the data in the table, answer the questions that follow:

Movie→	A	B	C	D	E
City↓					
Mumbai	10000	7500	17500	13000	9000
Delhi	8500	9500	10500	12500	14000
Kolkata	16000	12000	9500	10500	8500
Chennai	9000	10500	16000	14000	17000
Hyderabad	8000	17000	13000	14500	11000
Chandigarh	7500	13500	10000	17500	13000

निम्नलिखित तालिका में छह शहरों मुंबई, दिल्ली, कोलकाता, चेन्नई, हैदराबाद और चंडीगढ़ के मल्टीप्लैक्सों में किसी सप्ताह में बिक्री किए गए पाँच फिल्मों A-E के टिकटों की संख्या के संदर्भ में आँकड़े प्रदान किए गए हैं। तालिका में दिए गए आँकड़ों के आधार पर प्रश्नों के उत्तर दीजिए :

फिल्म→	A	B	C	D	E
शहर ↓					
मुंबई	10000	7500	17500	13000	9000
दिल्ली	8500	9500	10500	12500	14000
कोलकाता	16000	12000	9500	10500	8500
चेन्नई	9000	10500	16000	14000	17000
हैदराबाद	8000	17000	13000	14500	11000
चंडीगढ़	7500	13500	10000	17500	13000

The total number of tickets sold of all the five movies together was second minimum in the city _____.

1. Delhi
2. Mumbai
3. Chandigarh
4. Kolkata

- (1) 1
(2) 2
(3) 3
(4) 4

सभी पाँचों फिल्मों को मिलाकर बेचे गये टिकटों की कुल संख्या किस शहर में नीचे से दूसरे स्थान पर थी?

1. दिल्ली
2. मुंबई
3. चंडीगढ़
4. कोलकाता

- (1) 1
(2) 2
(3) 3
(4) 4

1[Option ID=41117]
2[Option ID=41118]
3[Option ID=41119]
4[Option ID=41120]

Question Description : dwbv_pg_gp26_eng_2_q5

Sl. No.6
QBID:26201006

Given below are two statements:

Statement I: Adolescence period is the transitional period of growth and development between childhood and adulthood.

Statement II: Adolescence is a period of emotional stability and great relief.

In light of the above statements, choose the *correct* answer from the options given below:

1. Both Statement I and Statement II are true.
2. Both Statement I and Statement II are false.
3. Statement I is true but Statement II is false.
4. Statement I is false but Statement II is true.

- (1) 1
(2) 2
(3) 3
(4) 4

नीचे दो कथन दिए गए हैं :

कथन - I : किशोरावस्था का समय शैशव एवं प्रौढ़ता के मध्य वृद्धि तथा विकास का संक्रमण काल होता है।

कथन - II : किशोरावस्था भावात्मक स्थायित्व एवं अत्यधिक राहत की कालावधि है।

उपर्युक्त कथनों के आलोक में निम्नलिखित विकल्पों में से सही उत्तर चुनें :

1. कथन I और II दोनों सही हैं।
2. कथन I और II दोनों गलत हैं।
3. कथन I सही है , किन्तु कथन II गलत है।
4. कथन I गलत है , किन्तु कथन II सही है।

(1) 1

(2) 2

(3) 3

(4) 4

1[Option ID=41121] Question Description : dwbv_pg_gp26_eng_2_q6
2[Option ID=41122]
3[Option ID=41123]
4[Option ID=41124]

SI. No.7
QBID:26201007

Which of the following teaching models are types of Information Development Model?

- A. Schuman's Model
- B. Laboratory Model
- C. Gagne's Information Model
- D. Social Inquiry Model
- E. Jerome Bruner's Model

Choose the *correct* answer from the options given below:

1. A, C and E only
2. A, B and D only
3. C, D and E only
4. A, B, C, D and E

(1) 1

(2) 2

(3) 3

(4) 4

निम्नलिखित में से कौन से शिक्षण मॉडल सूचना विकास मॉडल के प्रकार हैं?

- A. शुमैन का मॉडल
- B. प्रयोगशाला मॉडल
- C. गैग्रे का सूचना मॉडल
- D. सामाजिक परिपृच्छा मॉडल
- E. जेरोम ब्रूनर का मॉडल

नीचे दिए गए विकल्पों में से सही उत्तर चुनें :

- 1. केवल A, C और E
- 2. केवल A, B और D
- 3. केवल C, D और E
- 4. A, B, C, D और E

(1) 1

(2) 2

(3) 3

(4) 4

1[Option ID=41125]

2[Option ID=41126]

3[Option ID=41127]

4[Option ID=41128]

Question Description : dwbv_pg_gp26_eng_2_q7

Sl. No.8

QBID:26201008

Which of the following are the characteristics of learning?

- A. Learning is temporary change in behaviour.
- B. Learning ends upto puberty.
- C. Learning is active and creative.
- D. Learning is goal-directed.
- E. Learning is motivated by adjustment.

Choose the *correct* answer from the options given below:

- 1. C, D and E only
- 2. A, C and E only
- 3. B and D only
- 4. A, B, C and E only

(1) 1

(2) 2

(3) 3

(4) 4

अधिगम की विशेषताएँ निम्नलिखित में से कौन सी हैं?

- A. अधिगम, व्यवहार में अस्थायी परिवर्तन है
- B. अधिगम तारुण्य (प्यूबर्टी) तक समाप्त हो जाता है
- C. अधिगम सक्रिय एवं सृजनात्मक होता है
- D. अधिगम लक्ष्य-निर्देशित होता है
- E. अधिगम समायोजन द्वारा प्रेरित होता है

नीचे दिए गए विकल्पों में से सही उत्तर चुनें :

- 1. केवल C, D और E
- 2. केवल A, C और E
- 3. केवल B और D
- 4. केवल A, B, C और E

(1) 1

(2) 2

(3) 3

(4) 4

1[Option ID=41129]

2[Option ID=41130]

3[Option ID=41131]

4[Option ID=41132]

Question Description : dwbv_pg_gp26_eng_2_q8

Sl. No.9

QBID:26201009

Given below are two statements:

Statement I: Open Educational Resources are the type of resources that are freely available for teachers and students to use, adopt, share and reuse.

Statement II: Open Educational Resources are the resources that can be used at any time any place.

In light of the above statements, choose the *correct* answer from the options given below:

- 1. Both Statement I and Statement II are true.
- 2. Both Statement I and Statement II are false.
- 3. Statement I is true but Statement II is false.
- 4. Statement I is false but Statement II is true.

(1) 1

(2) 2

(3) 3

(4) 4

नीचे दो कथन दिए गए हैं :

कथन - I : मुक्त शैक्षिक संसाधन शिक्षकों एवं विद्यार्थियों के उपयोग करने, अधिग्रहण करने, साझा करने तथा पुनर्प्रयोग करने के लिए निशुल्क रूप से उपलब्ध संसाधनों के प्रकार हैं।

कथन - II : मुक्त शैक्षिक संसाधन वे संसाधन हैं जिनका प्रयोग किसी भी समय तथा किसी भी स्थान पर किया जा सकता है।

उपर्युक्त कथनों के आलोक में निम्नलिखित विकल्पों में से सही उत्तर चुनें :

1. कथन I और II दोनों सही हैं।
2. कथन I और II दोनों गलत हैं।
3. कथन I सही है , किन्तु कथन II गलत है।
4. कथन I गलत है , किन्तु कथन II सही है।

(1) 1

(2) 2

(3) 3

(4) 4

1[Option ID=41133]

Question Description : dwbv_pg_gp26_eng_2_q9

2[Option ID=41134]

3[Option ID=41135]

4[Option ID=41136]

Sl. No.10

QBID:26201010

According to Bloom's taxonomy of educational objectives, which of the following are the categories of cognitive domain?

- A. Receiving
- B. Valuing
- C. Application
- D. Knowledge
- E. Organisation

Choose the *correct* answer from the options given below:

1. C and D only
2. A, B, D and E only
3. C and E only
4. A, B and C only

(1) 1

(2) 2

(3) 3

(4) 4

ब्लूम के शैक्षिक उद्देश्यों के वर्गीकरण के अनुसार, संज्ञानात्मक क्षेत्र की श्रेणियां निम्नलिखित में से कौन सी हैं?

- A. प्राप्त करना
- B. मूल्यांकन करना
- C. अनुप्रयोग
- D. ज्ञान
- E. संगठन

नीचे दिए गए विकल्पों में से सही उत्तर चुनें :

- 1. केवल C और D
- 2. केवल A, B, D और E
- 3. केवल C और E
- 4. केवल A, B और C

- (1) 1
- (2) 2
- (3) 3
- (4) 4

1[Option ID=41137] Question Description : dwbv_pg_gp26_eng_2_q10
2[Option ID=41138]
3[Option ID=41139]
4[Option ID=41140]

SI. No.11
QBID:26201011

A major advantage of snowball sampling method is that it helps the research to focus only on

- 1. people in an area
- 2. migrants
- 3. people of particular interest
- 4. long standing residents

- (1) 1
- (2) 2
- (3) 3
- (4) 4

स्नोबॉल प्रतिचयन विधि का एक प्रमुख लाभ शोध में केवल किस पर ध्यान केंद्रित करने में सहायता करता है?

- 1. एक क्षेत्र में जनता
- 2. प्रवासियों
- 3. विशेष रुचि के लोगों
- 4. लंबे समय से रहने वाले निवासी

- (1) 1
- (2) 2
- (3) 3
- (4) 4

1[Option ID=41141] Question Description : dwbv_pg_gp26_eng_2_q11
2[Option ID=41142]
3[Option ID=41143]
4[Option ID=41144]

SI. No.12
QBID:26201012

Cronbach's alpha is used to assess an instrument's

1. Validity
2. Reliability
3. Randomness
4. Longevity

(1) 1

(2) 2

(3) 3

(4) 4

क्रोनबैक के अल्फा को एक साधन के कौन से मूल्यांकन के लिए प्रयुक्त किया जाता है ?

1. वैधता
2. विश्वसनीयता
3. यादृच्छिकता
4. दीर्घायु

(1) 1

(2) 2

(3) 3

(4) 4

1[Option ID=41145]

2[Option ID=41146]

3[Option ID=41147]

4[Option ID=41148]

Question Description : dwbv_pg_gp26_eng_2_q12

SI. No.13

QBID:26201013

In correlational research, a dependent variable is also referred to as

1. Predictor variable
2. Critical variable
3. Criterion variable
4. Extraneous variable

(1) 1

(2) 2

(3) 3

(4) 4

सहसंबंधीय शोध में निर्भर चर किस रूप में भी जाना जाता है ?

1. पूर्वानुमानी चर (प्रिडिक्टर वैरिएबल)
2. महत्वपूर्ण चर (क्रिटिकल वैरिएबल)
3. कसौटी चर (क्राइटेरियन वैरिएबल)
4. बाह्य चर (एक्स्ट्रैनियस वैरिएबल)

(1) 1

(2) 2

(3) 3

(4) 4

1[Option ID=41149]

2[Option ID=41150]

3[Option ID=41151]

4[Option ID=41152]

Question Description : dwbv_pg_gp26_eng_2_q13

SI. No.14

QBID:26201014

Which of the following statements are true?

- A. Qualitative research has its own place in many areas of study.
- B. Quantitative studies have no place in social sciences.
- C. Qualitative and quantitative research should be totally segregated.
- D. Qualitative research has many approaches.
- E. Within qualitative research different schools of research perspectives have emerged.

Choose the *correct* answer from the options given below:

- 1. A, B and C only
- 2. B, C and D only
- 3. C, D and E only
- 4. A, D and E only

(1) 1

(2) 2

(3) 3

(4) 4

निम्नलिखित में से कौनसे कथन सही हैं?

- A. गुणवत्तापरक शोध का अध्ययन के अनेक क्षेत्रों में अपना स्वयं का स्थान है।
- B. मात्रापरक अध्ययनों का सामाजिक विज्ञानों में कोई स्थान नहीं है।
- C. गुणवत्तापरक और मात्रापरक शोध को पूर्ण रूप से पृथक किया जाना चाहिए।
- D. गुणवत्तापरक शोध के अनेक उपागम हैं।
- E. गुणवत्तापरक शोध के भीतर शोध की विभिन्न प्रशाखाओं के परिदृश्यों का आविर्भाव हुआ है।

नीचे दिए गए विकल्पों में से सही उत्तर चुनें :

- 1. केवल A, B और C
- 2. केवल B, C और D
- 3. केवल C, D और E
- 4. केवल A, D और E

(1) 1

(2) 2

(3) 3

(4) 4

1[Option ID=41153] Question Description : dwbv_pg_gp26_eng_2_q14
2[Option ID=41154]
3[Option ID=41155]
4[Option ID=41156]

Sl. No.15
QBID:26201015

Given below are two statements:

Statement I: In quantitative research, descriptive and inferential statistics are employed.

Statement II: In qualitative research, the scope of enquiry includes broad thematic concerns.

In light of the above statements, choose the most appropriate answer from the options given below:

1. Both Statement I and Statement II are correct.
2. Both Statement I and Statement II are incorrect.
3. Statement I is correct but Statement II is incorrect.
4. Statement I is incorrect but Statement II is correct.

- (1) 1
(2) 2
(3) 3
(4) 4

नीचे दो कथन दिए गए हैं :

कथन - I : मात्रापरक शोध में वर्णनात्मक और अनुमानिक सांख्यिकी को प्रयुक्त किया जाता है।

कथन - II : गुणवत्तापरक शोध में जांच के कार्यक्षेत्र में व्यापक विषयक सरोकार सम्मिलित हैं।

उपर्युक्त कथनों के आलोक में निम्नलिखित विकल्पों में से सही उत्तर चुनें :

1. कथन I और II दोनों सही हैं।
2. कथन I और II दोनों गलत हैं।
3. कथन I सही है , किन्तु कथन II गलत है।
4. कथन I गलत है , किन्तु कथन II सही है।

- (1) 1
(2) 2
(3) 3
(4) 4

1[Option ID=41157] Question Description : dwbv_pg_gp26_eng_2_q15
2[Option ID=41158]
3[Option ID=41159]
4[Option ID=41160]

SI. No.16
QBID:26201016

The conventional media of newspapers radio and television lack

1. Contents
2. Users
3. Face-to-face interaction
4. Distributive channels

- (1) 1
(2) 2
(3) 3
(4) 4

समाचार पत्र, रेडियो और टेलीविजन के पारम्परिक मीडिया में किसकी कमी है ?

1. विषयवस्तु
2. उपयोगकर्ता
3. आमने-सामने अंतर्क्रियाकलाप
4. वितरणशील चैनल्स

(1) 1

(2) 2

(3) 3

(4) 4

1[Option ID=41161] Question Description : dwbv_pg_gp26_eng_2_q16
2[Option ID=41162]
3[Option ID=41163]
4[Option ID=41164]

SI. No.17
QBID:26201017

Which type of communication Howard Rheingold has called a 'bloodless technological ritual'?

1. Print communication
2. Telephone communication
3. Broadcast communication
4. Internet communication

(1) 1

(2) 2

(3) 3

(4) 4

संचार का कौनसा प्रकार है, जिसको होवार्ड रीनगोल्ड ने एक 'रक्तहीन प्रौद्योगिकीय कृत्य' के रूप में कहा है ?

1. मुद्रण संचार
2. टेलीफोन संचार
3. प्रसारण संचार
4. इंटरनेट संचार

(1) 1

(2) 2

(3) 3

(4) 4

1[Option ID=41165] Question Description : dwbv_pg_gp26_eng_2_q17
2[Option ID=41166]
3[Option ID=41167]
4[Option ID=41168]

SI. No.18
QBID:26201018

According to the transmission models of communication, communication is a/an

1. Intra-personal process
2. Instrumental act
3. Language act
4. Ritualistic process

(1) 1

(2) 2

(3) 3

(4) 4

संचार के प्रसारण के मॉडल्स (प्रतिरूप) के अनुसार संचार क्या है?

1. अंतःवैयक्तिक प्रक्रिया
2. साधक कृत्य (इन्स्ट्रुमेंटल एक्ट)
3. भाषायी कृत्य
4. अनुष्ठानिक प्रक्रिया

(1) 1

(2) 2

(3) 3

(4) 4

1[Option ID=41169] Question Description : dwbv_pg_gp26_eng_2_q18
2[Option ID=41170]
3[Option ID=41171]
4[Option ID=41172]

SI. No.19

QBID:26201019

Given below are two statements:

Statement I: For scholar like Guy Debord, modern media are agents of political power as well as urbanisation.

Statement II: Modern media make people accept inequality and hierarchy, say critics.

In light of the above statements, choose the most appropriate answer from the options given below:

1. Both Statement I and Statement II are correct.
2. Both Statement I and Statement II are incorrect.
3. Statement I is correct but Statement II is incorrect.
4. Statement I is incorrect but Statement II is correct.

(1) 1

(2) 2

(3) 3

(4) 4

नीचे दो कथन दिए गए हैं :

कथन - I : गार्ई दिबोर्ड जैसे अध्येताओं के अनुसार आधुनिक मीडिया राजनीतिक शक्ति के साथ-साथ नगरीकरण के अभिकर्ता हैं।

कथन - II : आलोचकों का कहना है कि आधुनिक मीडिया लोगों को असमानता और पदानुक्रम को स्वीकार करवाता है।

उपर्युक्त कथनों के आलोक में निम्नलिखित विकल्पों में से सही उत्तर चुनें :

1. कथन I और II दोनों सही हैं।
2. कथन I और II दोनों गलत हैं।
3. कथन I सही है, किन्तु कथन II गलत है।
4. कथन I गलत है, किन्तु कथन II सही है।

(1) 1

(2) 2

(3) 3

(4) 4

1[Option ID=41173] Question Description : dwbv_pg_gp26_eng_2_q19
2[Option ID=41174]
3[Option ID=41175]
4[Option ID=41176]

SI. No.20

QBID:26201020

Given below are two statements:

Statement I: For Derrida, the meaning of a signifier in communication will always be different in its meaning at the point of consumption from the point of production.

Statement II: It is therefore stated that the original context of meaning cannot be reproduced.

In light of the above statements, choose the *correct* answer from the options given below:

1. Both Statement I and Statement II are true.
2. Both Statement I and Statement II are false.
3. Statement I is true but Statement II is false.
4. Statement I is false but Statement II is true.

(1) 1

(2) 2

(3) 3

(4) 4

नीचे दो कथन दिए गए हैं :

कथन - I : देरिदा के अनुसार संचार में संकेतक उत्पादन के बिन्दु से उपभोग के बिन्दु पर अपने अर्थ में सदैव भिन्न होगा।

कथन - II : इसलिए, यह कहा जाता है की अर्थ के मूल संदर्भ की पुनर्रचना नहीं की जा सकती।

उपर्युक्त कथनों के आलोक में निम्नलिखित विकल्पों में से सही उत्तर चुनें :

1. कथन I और II दोनों सही हैं।
2. कथन I और II दोनों गलत हैं।
3. कथन I सही है , किन्तु कथन II गलत है।
4. कथन I गलत है , किन्तु कथन II सही है।

(1) 1

(2) 2

(3) 3

(4) 4

1[Option ID=41177] Question Description : dwbv_pg_gp26_eng_2_q20
2[Option ID=41178]
3[Option ID=41179]
4[Option ID=41180]

SI. No.21
QBID:26201021

In a family, the sum of the ages of Father, Mother and Son is 90 years as on today. The age of father is 6 times to that of the son. The age of son will be half to that of his father when the sum of the ages of all the members i.e father, mother and son becomes exactly twice of the sum of their ages today. Find the present age of mother.

1. 33 years
2. 35 years
3. 37.5 years
4. 40 years

(1) 1

(2) 2

(3) 3

(4) 4

यदि किसी परिवार में पिता, माता एवं पुत्र की वर्तमान आयु का योग 90 वर्ष है। पिता की आयु पुत्र की आयु से 6 गुनी है। पुत्र की आयु अपने पिता की आयु की आधी होगी जब सभी सदस्यों अर्थात पिता, माता और पुत्र की आयु का योग उनकी वर्तमान आयु के योग का ठीक दुगना हो जाएगा। माता की वर्तमान आयु ज्ञात कीजिए?

1. 33 वर्ष
2. 35 वर्ष
3. 37.5 वर्ष
4. 40 वर्ष

- (1) 1
(2) 2
(3) 3
(4) 4

1[Option ID=41181] Question Description : dwbv_pg_gp26_eng_2_q21
2[Option ID=41182]
3[Option ID=41183]
4[Option ID=41184]

SI. No.22
QBID:26201022

There are two boxes of apples having high quality apples. Box A contains $\frac{1}{5}$ more apples than box B. If box B has 8 apples less than the box A, then find out how many apples are there in box A?

1. 48
2. 56
3. 40
4. 32

- (1) 1
(2) 2
(3) 3
(4) 4

उच्च गुणवत्ता वाले सेबों के दो बक्से हैं। बाक्स A में बाक्स B की अपेक्षा $\frac{1}{5}$ हिस्सा अधिक सेब हैं। यदि बाक्स B में बाक्स A से 8 सेब कम हैं, तो ज्ञात कीजिए कि बाक्स A में कितने सेब हैं ?

1. 48
2. 56
3. 40
4. 32

- (1) 1
(2) 2
(3) 3
(4) 4

1[Option ID=41185] Question Description : dwbv_pg_gp26_eng_2_q22
2[Option ID=41186]
3[Option ID=41187]
4[Option ID=41188]

SI. No.23
QBID:26201023

In a certain code language:

- A. '527' means 'Tea is hot'
- B. '28' means 'hot milk'
- C. '859' means 'milk is dense'

Which of the digits indicate 'tea' and 'dense' respectively.

- 1. '2' and '7'
- 2. '7' and '9'
- 3. '9' and '8'
- 4. '8' and '5'

- (1) 1
- (2) 2
- (3) 3
- (4) 4

यदि किसी कूट भाषा में :

- A) '527' का अर्थ 'चाय गरम है' है
- B) '28' का अर्थ 'गरम दूध' है
- C) '859' का अर्थ 'दूध सघन है' है

तो निम्नलिखित में से कौन सी संख्या क्रमशः 'चाय' और 'सघन' को इंगित करती है?

- 1. '2' और '7'
- 2. '7' और '9'
- 3. '9' और '8'
- 4. '8' और '5'

- (1) 1
- (2) 2
- (3) 3
- (4) 4



1[Option ID=41189] Question Description : dwbv_pg_gp26_eng_2_q23
2[Option ID=41190]
3[Option ID=41191]
4[Option ID=41192]

SI. No.24
QBID:26201024

What number would replace question mark (?) in the series given below?

3, 6, 11, 20, 37, 70, 135, 264, ?

- 1. 399
- 2. 421
- 3. 521
- 4. 489

- (1) 1
- (2) 2
- (3) 3
- (4) 4

नीचे दी गई श्रृंखला में कौन सी संख्या प्रश्नवाचक चिन्ह (?) को प्रतिस्थापित करेगी?

3, 6, 11, 20, 37, 70, 135, 264, ?

1. 399
2. 421
3. 521
4. 489

- (1) 1
(2) 2
(3) 3
(4) 4

1[Option ID=41193] Question Description : dwbv_pg_gp26_eng_2_q24
2[Option ID=41194]
3[Option ID=41195]
4[Option ID=41196]

SI. No.25
QBID:26201025

Sum of the squares of 3 consecutive odd numbers is 2531. Find how many of these numbers will be prime numbers?

1. 4
2. 3
3. 2
4. 1

- (1) 1
(2) 2
(3) 3
(4) 4

3 क्रमागत विषम संख्याओं के वर्गों का योग 2531 है। ज्ञात कीजिए कि इन संख्याओं में से कितनी संख्याएँ अभाज्य होंगी?

1. 4
2. 3
3. 2
4. 1

- (1) 1
(2) 2
(3) 3
(4) 4

1[Option ID=41197] Question Description : dwbv_pg_gp26_eng_2_q25
2[Option ID=41198]
3[Option ID=41199]
4[Option ID=41200]

SI. No.26
QBID:26201026

Which fallacy is committed in the following statement - " No one has ever proven that God exists. Therefore God does not exist".

1. Appeal to Ignorance
2. Ad hominem
3. Hasty Generalisation
4. Slippery slope

- (1) 1

- (2) 2
(3) 3
(4) 4

निम्नलिखित कथन में कौन सा तर्कदोष है - "किसी ने भी यह कभी सिद्ध नहीं किया है कि ईश्वर का अस्तित्व है। अतः ईश्वर का अस्तित्व नहीं है।"

1. पराज्ञानमूलक युक्ति
2. व्यक्ति विशेष के लिए (एड होमिनेम)
3. अविचारित सामान्यीकरण
4. फिसलन-युक्त ढलान

- (1) 1
(2) 2
(3) 3
(4) 4

1[Option ID=41201] Question Description : dwbv_pg_gp26_eng_2_q26
2[Option ID=41202]
3[Option ID=41203]
4[Option ID=41204]

Sl. No.27
QBID:26201027

"If you read Professor Harry's book, you should be able to recognise and successfully attack fallacious reasoning, and you are able to do that. Therefore, you must have read Professor Harry's book". Which formal fallacy is committed in the above argument?

1. Denying the antecedent
2. Affirming the consequent
3. Existentialist fallacy
4. Undistributed middle

- (1) 1
(2) 2
(3) 3
(4) 4

"यदि आप प्रोफेसर हैरी की पुस्तक पढ़ें, तो आपको दोष युक्त तर्कना की पहचान करने और उसपर सफलतापूर्वक आक्रमण करने योग्य होना चाहिए और आप ऐसा करने योग्य हैं। अतः आपने प्रोफेसर हैरी की पुस्तक अवश्य पढ़ी होगी।" उपर्युक्त तर्क में कौन सा आकारिक तर्कदोष है?

1. हेतुवाक्य निषेध
2. फलवाक्य विधान
3. अस्तित्वपरक तर्कदोष
4. अव्याप्त हेतु

- (1) 1
(2) 2
(3) 3
(4) 4

1[Option ID=41205] Question Description : dwbv_pg_gp26_eng_2_q27
2[Option ID=41206]
3[Option ID=41207]
4[Option ID=41208]

Sl. No.28
QBID:26201028

Which of the following statements are logically equivalent?

- A. All professors are competent scholars.
- B. No professors are non-competent scholars.
- C. No competent scholars are professors.
- D. All non-competent scholars are non-professors.

Choose the *correct* answer from the options given below:

- 1. B, C and D only
- 2. A and B only
- 3. B and C only
- 4. A, B and D only

(1) 1

(2) 2

(3) 3

(4) 4

निम्नलिखित में से कौन से कथन तार्किक रूप से समानार्थी हैं?

- A. सभी प्रोफेसर सक्षम विद्वान होते हैं।
- B. कोई भी प्रोफेसर गैर-सक्षम विद्वान नहीं होता है।
- C. कोई भी सक्षम विद्वान प्रोफेसर नहीं होता है।
- D. सभी गैर-सक्षम विद्वान गैर-प्रोफेसर होते हैं।

नीचे दिए गए विकल्पों में से सही उत्तर चुनें :

- 1. केवल B, C और D
- 2. केवल A और B
- 3. केवल B और C
- 4. केवल A, B और D

(1) 1

(2) 2

(3) 3

(4) 4

1[Option ID=41209]

Question Description : dwbv_pg_gp26_eng_2_q28

2[Option ID=41210]

3[Option ID=41211]

4[Option ID=41212]

Sl. No.29

QBID:26201029

Which of the following statements are so related that they cannot both be true but can both be false?

- A. All physicists are outstanding teachers.
- B. No physicists are outstanding teachers.
- C. Some physicists are outstanding teachers.
- D. Some physicists are not outstanding teachers.

Choose the **correct** answer from the options given below:

- 1. A and B only
- 2. B and D only
- 3. A and C only
- 4. C and D only

- (1) 1
- (2) 2
- (3) 3
- (4) 4

निम्नलिखित में से कौन से कथन इस प्रकार संबंधित हैं कि वे दोनों सत्य नहीं हो सकते हैं परन्तु दोनों असत्य हो सकते हैं?

- A. सभी भौतिकशास्त्री उत्कृष्ट शिक्षक होते हैं।
- B. कोई भी भौतिकशास्त्री उत्कृष्ट शिक्षक नहीं होता है।
- C. कुछ भौतिकशास्त्री उत्कृष्ट शिक्षक होते हैं।
- D. कुछ भौतिकशास्त्री उत्कृष्ट शिक्षक नहीं होते हैं।

नीचे दिए गए विकल्पों में से सही उत्तर चुनें :

- 1. केवल A और B
- 2. केवल B और D
- 3. केवल A और C
- 4. केवल C और D

- (1) 1
- (2) 2
- (3) 3
- (4) 4

1[Option ID=41213] Question Description : dwbv_pg_gp26_eng_2_q29
2[Option ID=41214]
3[Option ID=41215]
4[Option ID=41216]

SI. No.30
QBID:26201030

According to classical Indian school of logic (Nyāya) Which fallacy is committed in the following statement.

"All things are non-eternal because they are knowable"?

- 1. Viruddha
- 2. Sādhāraṇa
- 3. Anupasaṁhāri
- 4. Asādhāraṇa

- (1) 1

- (2) 2
(3) 3
(4) 4

तर्क की शास्त्रीय भारतीय प्रशाखा (न्याय) के अनुसार निम्नलिखित कथन में कौन सा तर्क दोष है?

"सभी चीजें गैर-शाश्वत हैं क्योंकि वे ज्ञेय हैं।"

1. विरुद्ध
2. साधारण
3. अनुपसम्हारी
4. असाधारण

- (1) 1
(2) 2
(3) 3
(4) 4

1[Option ID=41217] Question Description : dwbv_pg_gp26_eng_2_q30
2[Option ID=41218]
3[Option ID=41219]
4[Option ID=41220]

Sl. No.31
QBID:26201031

Given below are two statements:

Statement I: Wi-Fi, a wireless network protocol, is an acronym for Wireless Firewire.

Statement II: $(21.125)_{10} = (10101.001)_2$

In light of the above statements, choose the *correct* answer from the options given below:

1. Both Statement I and Statement II are true.
2. Both Statement I and Statement II are false.
3. Statement I is true but Statement II is false.
4. Statement I is false but Statement II is true.

- (1) 1
(2) 2
(3) 3
(4) 4

नीचे दो कथन दिए गए हैं :

कथन - I : बेतार नेटवर्क प्रोटोकॉल, वाई-फाई, वायरलेस फायरवायर का परिवर्णी शब्द है।

कथन - II : $(21.125)_{10} = (10101.001)_2$

उपर्युक्त कथनों के आलोक में निम्नलिखित विकल्पों में से सही उत्तर चुनें :

1. कथन I और II दोनों सही हैं।
2. कथन I और II दोनों गलत हैं।
3. कथन I सही है , किन्तु कथन II गलत है।
4. कथन I गलत है , किन्तु कथन II सही है।

- (1) 1
(2) 2
(3) 3
(4) 4

1[Option ID=41221] Question Description : dwbv_pg_gp26_eng_2_q31

2[Option ID=41222]
3[Option ID=41223]
4[Option ID=41224]

SI. No.32
QBID:26201032

Given below are two statements:

Statement I: An operating system controls peripherals, allocates memory and organises data into fields and records.

Statement II: An operating system controls the processor and peripherals, and allows the user to connect to the Internet.

In light of the above statements, choose the *correct* answer from the options given below:

1. Both Statement I and Statement II are true.
2. Both Statement I and Statement II are false.
3. Statement I is true but Statement II is false.
4. Statement I is false but Statement II is true.

- (1) 1
(2) 2
(3) 3
(4) 4

नीचे दो कथन दिए गए हैं :

कथन - I : आपरेटिंग सिस्टम परिधीय युक्तियों को नियंत्रित करता है, स्मृति आवंटन करता है तथा डाटा को क्षेत्रों एवं अभिलेखों में संगठित करता है।

कथन - II : आपरेटिंग सिस्टम प्रोसेसर एवं परिधीय युक्तियों को नियंत्रित करता है तथा प्रयोक्ता को इन्टरनेट से जुड़ने की अनुमति प्रदान करता है।

उपर्युक्त कथनों के आलोक में निम्नलिखित विकल्पों में से सही उत्तर चुनें :

1. कथन I और II दोनों सही हैं।
2. कथन I और II दोनों गलत हैं।
3. कथन I सही है , किन्तु कथन II गलत है।
4. कथन I गलत है , किन्तु कथन II सही है।

- (1) 1
(2) 2
(3) 3
(4) 4

1[Option ID=41225] Question Description : dwbv_pg_gp26_eng_2_q32
2[Option ID=41226]
3[Option ID=41227]
4[Option ID=41228]

SI. No.33
QBID:26201033

In the context of MS-WORD, a word processing software, which of the following statements are true?

- A. Different header and footer for the last page of a section can be set.
- B. The ability to combine name and addresses with a standard document and to send the same letter to different persons is called Mail Merge.
- C. Gutter Margin is the margin that is added to the binding side of a page when printing.

Choose the *correct* answer from the options given below:

- 1. A and B only
- 2. A and C only
- 3. B and C only
- 4. A, B and C

- (1) 1
- (2) 2
- (3) 3
- (4) 4

बर्ड प्रोसेसिंग साफ्टवेयर एम एस वर्ड के संदर्भ में, निम्नलिखित में से कौन से कथन सही हैं?

- A. किसी भाग के अंतिम पृष्ठ के लिए भिन्न हेडर और फुटर नियत किये जा सकते हैं।
- B. किसी मानक डाक्यूमेंट के साथ नाम और पते को संयुक्त करने की अभिक्षमता तथा इसे (लेटर) विभिन्न व्यक्तियों को भेजना मेल मर्ज कहलाता है।
- C. गटर मार्जिन वह मार्जिन है जो मुद्रण के समय पृष्ठ के बाइंडिंग साइड पर जोड़ा जाता है।

नीचे दिए गए विकल्पों में से सही उत्तर चुनें :

- 1. केवल A और B
- 2. केवल A और C
- 3. केवल B और C
- 4. A, B और C

- (1) 1
- (2) 2
- (3) 3
- (4) 4

1[Option ID=41229]
2[Option ID=41230]
3[Option ID=41231]
4[Option ID=41232]

Question Description : dwbv_pg_gp26_eng_2_q33

Sl. No.34
QBID:26201034

In the context of ICT, which of the following statements is/are true?

- A. Search engines are also known as web browsers.
- B. Apple's web browser is called as 'Chrome'
- C. Micro-blogging is a practice of posting small pieces of content on the Internet systems such as Twitter.

Choose the *correct* answer from the options given below:

- 1. A only
- 2. B and C only
- 3. A and C only
- 4. C only

(1) 1

(2) 2

(3) 3

(4) 4

आई सी टी के सन्दर्भ में निम्नलिखित में से कौन सा/से कथन सही है/हैं?

- A. सर्च इंजनों को वेब ब्राउजर के रूप में भी जाना जाता है।
- B. एप्पल का वेब ब्राउजर 'क्रोम' कहलाता है।
- C. माइक्रो-ब्लॉगिंग ट्विटर जैसी प्रणालियों के माध्यम से इंटरनेट पर विषय-वस्तु के छोटे-छोटे अंशों को पोस्ट करने की प्रथा है।

नीचे दिए गए विकल्पों में से सही उत्तर चुनें :

- 1. केवल A
- 2. केवल B और C
- 3. केवल A और C
- 4. केवल C

(1) 1

(2) 2

(3) 3

(4) 4

1[Option ID=41233]

2[Option ID=41234]

3[Option ID=41235]

4[Option ID=41236]

Question Description : dwbv_pg_gp26_eng_2_q34

SI. No.35

QBID:26201035

Which of the following digital communication technologies use asynchronous communication?

- A. Forums
- B. Video Conferencing
- C. Email
- D. Instant Messaging

Choose the *correct* answer from the options given below:

- 1. A and B only
- 2. A and D only
- 3. A and C only
- 4. C and D only

(1) 1

(2) 2

(3) 3

(4) 4

निम्नलिखित में से कौन सी डिजिटल संचार प्रौद्योगिकियाँ अतुल्यकालिक संचार का प्रयोग करती हैं?

- A. फोरम
- B. वीडियो कान्फ्रेंसिंग
- C. ईमेल
- D. तत्काल संदेशन (इन्स्टैंट मैसेजिंग)

नीचे दिए गए विकल्पों में से सही उत्तर चुनें :

- 1. केवल A और B
- 2. केवल A और D
- 3. केवल A और C
- 4. केवल C और D

(1) 1

(2) 2

(3) 3

(4) 4

1[Option ID=41237] Question Description : dwbv_pg_gp26_eng_2_q35
2[Option ID=41238]
3[Option ID=41239]
4[Option ID=41240]

SI. No.36
QBID:26201036

Which one of the following oxides of nitrogen is a Green House Gas (GHG)?

- 1. NO₂ (Nitrogen dioxide)
- 2. N₂O (Nitrous oxide)
- 3. NO (Nitric Oxide)
- 4. N₂O₃ (Dinitrogen trioxide)

(1) 1

(2) 2

(3) 3

(4) 4

निम्नलिखित में से नाइट्रोजन का कौन सा ऑक्साइड ग्रीन हाउस गैस (जी एच जी) है?

1. NO_2 (नाइट्रोजन डाईऑक्साइड)
2. N_2O (नाइट्रस ऑक्साइड)
3. NO (नाइट्रिक ऑक्साइड)
4. N_2O_3 (डाईनाइट्रोजन ट्राई ऑक्साइड)

- (1) 1
(2) 2
(3) 3
(4) 4

1[Option ID=41241] Question Description : dwbv_pg_gp26_eng_2_q36
2[Option ID=41242]
3[Option ID=41243]
4[Option ID=41244]

SI. No.37
QBID:26201037

Which of the following Particulate Matter (PM) type is also commonly known as Respirable Suspended Particulate Matter (RSPM)?

1. PM_{10}
2. $\text{PM}_{2.5}$
3. PM_5
4. PM_1

- (1) 1
(2) 2
(3) 3
(4) 4

निम्नलिखित में से कौन सा विविक्त पदार्थ (पी एम), सामान्यतः श्वसनीय निलंबित विविक्त पदार्थ (आर एस पी एम) के रूप में भी जाना जाता है ?

1. पीएम₁
2. पीएम_{2.5}
3. पीएम₅
4. पीएम₁₀

- (1) 1
(2) 2
(3) 3
(4) 4

1[Option ID=41245] Question Description : dwbv_pg_gp26_eng_2_q37
2[Option ID=41246]
3[Option ID=41247]
4[Option ID=41248]

SI. No.38
QBID:26201038

Given below are two statements:

Statement I: Formaldehyde, widely used in wood products and fabrics is a very strong allergen.

Statement II: Formaldehyde concentrations in indoor air can be thousands times higher than the outdoor air.

In light of the above statements, choose the most appropriate answer from the options given below:

1. Both Statement I and Statement II are correct.
2. Both Statement I and Statement II are incorrect.
3. Statement I is correct but Statement II is incorrect.
4. Statement I is incorrect but Statement II is correct.

(1) 1

(2) 2

(3) 3

(4) 4

नीचे दो कथन दिए गए हैं :

कथन - I : काष्ठ उत्पादों एवं संविन्यासों में व्यापक रूप से प्रयुक्त होने वाला फार्मेल्लीहाइड एक अत्यंत प्रबल प्रत्युर्जक होता है।

कथन - II : अंतरंग वायु में फार्मेल्लीहाइड सांद्रण बहिरंग वायु की तुलना में हजार गुना उच्चतर हो सकता है।

उपर्युक्त कथनों के आलोक में निम्नलिखित विकल्पों में से सही उत्तर चुनें :

1. कथन I और II दोनों सही हैं।
2. कथन I और II दोनों गलत हैं।
3. कथन I सही है , किन्तु कथन II गलत है।
4. कथन I गलत है , किन्तु कथन II सही है।

(1) 1

(2) 2

(3) 3

(4) 4

1[Option ID=41249] Question Description : dwbv_pg_gp26_eng_2_q38
2[Option ID=41250]
3[Option ID=41251]
4[Option ID=41252]

SI. No.39
QBID:26201039

Thermal Pollution

1. is a pollution of hot springs
2. is a pollution of water body
3. is a pollution of air.
4. is increase of temperature in urban environment in comparison to surrounding suburban environment.

(1) 1

(2) 2

(3) 3

(4) 4

तापीय प्रदूषण :

1. उष्ण जल स्रोतों (हॉट स्प्रिंग) का प्रदूषण है
2. जलाशय का प्रदूषण है
3. वायु का प्रदूषण है
4. उपनगरीय पर्यावरण के परितः तुलनात्मक रूप से नगरीय पर्यावरण के तापमान में वृद्धि है

- (1) 1
(2) 2
(3) 3
(4) 4

1[Option ID=41253] Question Description : dwbv_pg_gp26_eng_2_q39
2[Option ID=41254]
3[Option ID=41255]
4[Option ID=41256]

SI. No.40
QBID:26201040

Given below are two statements:

Statement I: Grid-connected photovoltaic system supplements the grid power during the daytime.

Statement II: Grid connected photovoltaic system does not require additional equipment to control voltage etc.

In light of the above statements, choose the most appropriate answer from the options given below:

1. Both Statement I and Statement II are correct.
2. Both Statement I and Statement II are incorrect.
3. Statement I is correct but Statement II is incorrect.
4. Statement I is incorrect but Statement II is correct.

- (1) 1
(2) 2
(3) 3
(4) 4

नीचे दो कथन दिए गए हैं:

कथन - I : ग्रिड-संबद्ध प्रकाश-वोल्टीय प्रणाली दिन के समय ग्रिड ऊर्जा अनुपूरित करता है।

कथन - II : ग्रिड-संबद्ध प्रकाश-वोल्टीय प्रणाली में वोल्टेज आदि को नियंत्रित करने के लिए किसी अतिरिक्त उपकरण की आवश्यकता नहीं होती है।

उपर्युक्त कथनों के आलोक में निम्नलिखित विकल्पों में से सही उत्तर चुनें :

1. कथन I और II दोनों सही हैं।
2. कथन I और II दोनों गलत हैं।
3. कथन I सही है , किन्तु कथन II गलत है।
4. कथन I गलत है , किन्तु कथन II सही है।

- (1) 1
(2) 2
(3) 3
(4) 4

1[Option ID=41257] Question Description : dwbv_pg_gp26_eng_2_q40
2[Option ID=41258]
3[Option ID=41259]
4[Option ID=41260]

SI. No.41
QBID:26201041

How many universities in the country are referred to as UGC-CARE universities?

1. 3
2. 4
3. 5
4. 6

- (1) 1
(2) 2
(3) 3
(4) 4

देश के कितने विश्वविद्यालय, यू जी सी-केयर विश्वविद्यालय के रूप में संदर्भित किए गए हैं ?

1. 3
2. 4
3. 5
4. 6

- (1) 1
(2) 2
(3) 3
(4) 4

1[Option ID=41261]
2[Option ID=41262]
3[Option ID=41263]
4[Option ID=41264]

Question Description : dwbv_pg_gp26_eng_2_q41

Sl. No.42
QBID:26201042

A UGC review committee was appointed for sociology in 1961 that was headed by

1. B. Kuppaswamy
2. M. N. Srinivas
3. D. S. Kothari
4. S. R. Ranganathan

- (1) 1
(2) 2
(3) 3
(4) 4

समाजशास्त्र विषय हेतु वर्ष 1961 में एक यू जी सी पुनरीक्षण समिति का गठन किया गया था। इसकी अध्यक्षता किसने की थी?

1. बी. कुप्पुस्वामी
2. एम.एन. श्रीनिवास
3. डी.एस. कोठारी
4. एस.आर. रंगनाथन

- (1) 1
(2) 2
(3) 3
(4) 4

1[Option ID=41265]
2[Option ID=41266]
3[Option ID=41267]
4[Option ID=41268]

Question Description : dwbv_pg_gp26_eng_2_q42

SI. No.43
QBID:26201043

Given below are two statements:

Statement I: Deemed Universities can frame their own guidelines regarding admission and fees and can grant degrees.

Statement II: The Governor of the state is the chancellor of deemed universities.

In light of the above statements, choose the *correct* answer from the options given below:

1. Both Statement I and Statement II are true.
2. Both Statement I and Statement II are false.
3. Statement I is true but Statement II is false.
4. Statement I is false but Statement II is true.

- (1) 1
(2) 2
(3) 3
(4) 4

नीचे दो कथन दिए गए हैं :

कथन - I : समविश्वविद्यालय प्रवेश व शुल्क के संबंध में अपने स्वयं के दिशा निर्देश बना सकते हैं और डिग्रियां प्रदान कर सकते हैं

कथन - II : राज्य के राज्यपाल समविश्वविद्यालयों के कुलपति होते हैं।

उपर्युक्त कथनों के आलोक में निम्नलिखित विकल्पों में से सही उत्तर चुनें :

1. कथन I और II दोनों सही हैं।
2. कथन I और II दोनों गलत हैं।
3. कथन I सही है , किन्तु कथन II गलत है।
4. कथन I गलत है , किन्तु कथन II सही है।

- (1) 1
(2) 2
(3) 3
(4) 4

1[Option ID=41269] Question Description : dwbv_pg_gp26_eng_2_q43
2[Option ID=41270]
3[Option ID=41271]
4[Option ID=41272]

SI. No.44
QBID:26201044

Given below are two statements:

Statement I: The first digital university of India has been established in Kerala.

Statement II: India's first Defence university is situated in the state of Haryana.

In light of the above statements, choose the most appropriate answer from the options given below:

1. Both Statement I and Statement II are correct.
2. Both Statement I and Statement II are incorrect.
3. Statement I is correct but Statement II is incorrect.
4. Statement I is incorrect but Statement II is correct.

- (1) 1
(2) 2
(3) 3

(4) 4

नीचे दो कथन दिए गए हैं :

कथन - I : भारत के प्रथम डिजिटल विश्वविद्यालय को केरल में स्थापित किया गया है।

कथन - II : भारत का प्रथम प्रतिरक्षा (डिफेंस) विश्वविद्यालय हरियाणा-राज्य में स्थित है।

उपर्युक्त कथनों के आलोक में निम्नलिखित विकल्पों में से सही उत्तर चुनें :

1. कथन I और II दोनों सही हैं।
2. कथन I और II दोनों गलत हैं।
3. कथन I सही है , किन्तु कथन II गलत है।
4. कथन I गलत है , किन्तु कथन II सही है।

(1) 1

(2) 2

(3) 3

(4) 4

1[Option ID=41273] Question Description : dwbv_pg_gp26_eng_2_q44
2[Option ID=41274]
3[Option ID=41275]
4[Option ID=41276]

Sl. No.45
QBID:26201045

Which of the following were the outcomes of the introduction of English system of higher education in India?

- A. Status quo in Indian education system.
- B. Relegation of women's education to the lowest level.
- C. Rise of social consciousness in India.
- D. Emphasis on material prosperity.
- E. Acquaintance of western literature and scientific knowledge.

Choose the *correct* answer from the options given below:

1. A, B and C only
2. B, C and D only
3. C, D and E only
4. A, C and E only

(1) 1

(2) 2

(3) 3

(4) 4

भारत में उच्च शिक्षा में अंग्रेजी व्यवस्था के प्रारंभ के निम्नलिखित कौन से परिणाम थे?

- A. भारतीय शिक्षा व्यवस्था में यथास्थिति
- B. महिला शिक्षा का निम्न स्तर तक अपकर्ष
- C. भारत में सामाजिक चेतना का उदय
- D. भौतिक संपन्नता पर बल
- E. पश्चिमी साहित्य और वैज्ञानिक ज्ञान से परिचय

नीचे दिए गए विकल्पों में से सही उत्तर चुनें :

- 1. केवल A, B और C
- 2. केवल B, C और D
- 3. केवल C, D और E
- 4. केवल A, C और E

(1) 1

(2) 2

(3) 3

(4) 4

1[Option ID=41277]

2[Option ID=41278]


3[Option ID=41279]

4[Option ID=41280]

Question Description : dwbv_pg_gp26_eng_2_q45

Sl. No.46

QBID:26201046



Read the passage and answer the questions that follow:

In 1964, the African nation of Zambia and the East Asian country of South Korea were at roughly equivalent levels of development. Indeed, when Zambia achieved its independence in 1964, its prospects appeared far more promising than those of South Korea. Zambia was rich in copper, and its newly elected president, Kenneth Kaunda, was popular at home and respected abroad for his intelligence and seriousness of purpose. South Korea, in contrast, had no resources to speak of, was ruled by a despised and ridiculed military dictatorship, and depended heavily on American aid, which was being cut back.

More than five decades later, the two countries could not be more different. The economy of Zambia has failed miserably. In the thirty years after Kaunda's election, Zambian income per person fell until, by the mid 1990s, the average Zambian had barely half the income he'd had at independence. Faced with this development failure, Zambians voted Kaunda out of office amid substantial political unrest and widespread food riots. The government's failures were compounded by the AIDS epidemic that swept Africa in the 1990s.

While conditions have improved somewhat since then, Zambia still has one of the lowest standards of living in the world.

निम्नलिखित गद्यांश को पढ़िये और उससे संबंधित प्रश्नों के उत्तर दीजिए:

वर्ष 1964 में, अफ्रीकी राष्ट्र जाम्बिया और पूर्वी-एशियाई देश दक्षिण कोरिया लगभग विकास के समतुल्य स्तर पर थे। वास्तव में, जब जाम्बिया को वर्ष 1964 में स्वतंत्रता प्राप्त हुई, तो इसका भविष्य दक्षिण कोरिया की अपेक्षा कहीं अधिक उदीयमान प्रतीत होता था। जाम्बिया में ताम्र (ताँबा) बहुतायत में था, और इसके नव-निर्वाचित राष्ट्रपति केनेथ कौंडा देश के भीतर लोकप्रिय थे तथा अपनी बुद्धिमत्ता तथा प्रयोजन के प्रति गंभीरता के कारण विदेश में भी सम्मान पाते थे। इसके विपरीत दक्षिण कोरिया में बताने के लिए कोई संसाधन नहीं था, जो एक तिरस्कृत एवं उपहास के पात्र सैन्य तानाशाही द्वारा शासित था, और जो अमेरिकी सहायता पर बहुत अधिक आश्रित था, जिसमें बाद में कटौती कर दी गई थी।

पाँच दशकों से अधिक समय के पश्चात्, दोनों देशों में बहुत अधिक भिन्नता हो गयी। जाम्बिया की अर्थव्यवस्था बुरी तरह से विफल रही है। कौंडा के निर्वाचन के तीस वर्षों में जाम्बिया वासियों की प्रति व्यक्ति आय में लगातार गिरावट आई है, 1990 के दशक के मध्य तक जाम्बिया वासियों की औसत आय स्वतंत्रता प्राप्ति के समय की आय का बमुश्किल आधी रह गई। विकास की इस विफलता का सामना करने वाले जाम्बिया वासियों ने महत्वपूर्ण राजनैतिक, अशांति एवं व्यापक खाद्य दंगों के बीच मतदान द्वारा कौंडा को हटा दिया। सरकार की विफलताओं को 1990 के दशक में फैली एड्स महामारी ने और जटिल बना दिया।

अफ्रीका में तब से जबकि स्थितियों में कुछ-कुछ सुधार हुआ है, जाम्बिया में अभी भी विश्व में सबसे निम्नतम जीवन-यापन का स्तर है।

Given below are two statements, one is labelled as Assertion (A) and the other is labelled as Reason (R).

Assertion (A): Zambia was a rich and developed nation in 1964.

Reason (R): It had rich copper resources.

In light of the above statements, choose the *most appropriate* answer from the options given below:

1. Both (A) and (R) are correct and (R) is the correct explanation of (A).
2. Both (A) and (R) are correct but (R) is NOT the correct explanation of (A).
3. (A) is correct but (R) is not correct.
4. (A) is not correct but (R) is correct.

- (1) 1
- (2) 2
- (3) 3
- (4) 4

नीचे दो कथन दिए गए हैं : एक को अभिकथन (A) और दूसरे को तर्क (R) कहा गया है।

अभिकथन (A) : वर्ष 1964 में जाम्बिया एक समृद्ध एवं विकसित राष्ट्र था।

तर्क (R) : इसके पास ताम्र संसाधन बहुतायत में थे।

उपर्युक्त कथनों के आलोक में निम्नांकित विकल्पों में से सही उत्तर चुनें :

1. (A) और (R) दोनों सही हैं और (R), (A) की सही व्याख्या है।
2. (A) और (R) दोनों सही हैं परन्तु (R), (A) की सही व्याख्या नहीं है।
3. (A) सही है परन्तु (R) सही नहीं है।
4. (A) सही नहीं है परन्तु (R) सही है।

(1) 1

(2) 2

(3) 3

(4) 4

1[Option ID=41281]

2[Option ID=41282]

3[Option ID=41283]

4[Option ID=41284]

Question Description : dwbv_pg_gp26_eng_2_q46

Sl. No.47

QBID:26201047



Read the passage and answer the questions that follow:

In 1964, the African nation of Zambia and the East Asian country of South Korea were at roughly equivalent levels of development. Indeed, when Zambia achieved its independence in 1964, its prospects appeared far more promising than those of South Korea. Zambia was rich in copper, and its newly elected president, Kenneth Kaunda, was popular at home and respected abroad for his intelligence and seriousness of purpose. South Korea, in contrast, had no resources to speak of, was ruled by a despised and ridiculed military dictatorship, and depended heavily on American aid, which was being cut back.

More than five decades later, the two countries could not be more different. The economy of Zambia has failed miserably. In the thirty years after Kaunda's election, Zambian income per person fell until, by the mid 1990s, the average Zambian had barely half the income he'd had at independence. Faced with this development failure, Zambians voted Kaunda out of office amid substantial political unrest and widespread food riots. The government's failures were compounded by the AIDS epidemic that swept Africa in the 1990s.

While conditions have improved somewhat since then, Zambia still has one of the lowest standards of living in the world.

निम्नलिखित गद्यांश को पढ़िये और उससे संबंधित प्रश्नों के उत्तर दीजिए:

वर्ष 1964 में, अफ्रीकी राष्ट्र जाम्बिया और पूर्वी-एशियाई देश दक्षिण कोरिया लगभग विकास के समतुल्य स्तर पर थे। वास्तव में, जब जाम्बिया को वर्ष 1964 में स्वतंत्रता प्राप्त हुई, तो इसका भविष्य दक्षिण कोरिया की अपेक्षा कहीं अधिक उदीयमान प्रतीत होता था। जाम्बिया में ताम्र (ताँबा) बहुतायत में था, और इसके नव-निर्वाचित राष्ट्रपति केनेथ कौंडा देश के भीतर लोकप्रिय थे तथा अपनी बुद्धिमत्ता तथा प्रयोजन के प्रति गंभीरता के कारण विदेश में भी सम्मान पाते थे। इसके विपरीत दक्षिण कोरिया में बताने के लिए कोई संसाधन नहीं था, जो एक तिरस्कृत एवं उपहास के पात्र सैन्य तानाशाही द्वारा शासित था, और जो अमेरिकी सहायता पर बहुत अधिक आश्रित था, जिसमें बाद में कटौती कर दी गई थी।

पाँच दशकों से अधिक समय के पश्चात्, दोनों देशों में बहुत अधिक भिन्नता हो गयी। जाम्बिया की अर्थव्यवस्था बुरी तरह से विफल रही है। कौंडा के निर्वाचन के तीस वर्षों में जाम्बिया वासियों की प्रति व्यक्ति आय में लगातार गिरावट आई है, 1990 के दशक के मध्य तक जाम्बिया वासियों की औसत आय स्वतंत्रता प्राप्ति के समय की आय का बमुश्किल आधी रह गई। विकास की इस विफलता का सामना करने वाले जाम्बिया वासियों ने महत्वपूर्ण राजनैतिक, अशांति एवं व्यापक खाद्य दंगों के बीच मतदान द्वारा कौंडा को हटा दिया। सरकार की विफलताओं को 1990 के दशक में फैली एड्स महामारी ने और जटिल बना दिया।

अफ्रीका में तब से जबकि स्थितियों में कुछ-कुछ सुधार हुआ है, जाम्बिया में अभी भी विश्व में सबसे निम्नतम जीवन-यापन का स्तर है।

Identify the correct statements:

- A. Conditions in Zambia have improved since the 1990s.
- B. Zambia has one of the lowest living standards in the world.
- C. The Zambian leader Kenneth Kaunda was quite popular at home in 1990s.

Choose the *correct* answer from the options given below:

- 1. A and B only
- 2. B and C only
- 3. A and C only
- 4. A, B and C

- (1) 1
- (2) 2
- (3) 3
- (4) 4

निम्नलिखित में से सही कथनों को चिह्नित कीजिए :

- A. 1990 के दशक से जाम्बिया की स्थितियों में सुधार हुआ है।
- B. जाम्बिया का विश्व में निम्नतम जीवनयापन का स्तर है।
- C. जाम्बियाई नेता केनेथ कौंडा 1990 के दशक में अपने देश में अत्यधिक लोकप्रिय थे।

नीचे दिए गए विकल्पों में से सही उत्तर चुनें :

- 1. केवल A और B
- 2. केवल B और C
- 3. केवल A और C
- 4. A, B और C

(1) 1

(2) 2


(3) 3

(4) 4

1[Option ID=41285]
2[Option ID=41286]
3[Option ID=41287]
4[Option ID=41288]

Question Description : dwbv_pg_gp26_eng_2_q47

SI. No.48
QBID:26201048



Read the passage and answer the questions that follow:

In 1964, the African nation of Zambia and the East Asian country of South Korea were at roughly equivalent levels of development. Indeed, when Zambia achieved its independence in 1964, its prospects appeared far more promising than those of South Korea. Zambia was rich in copper, and its newly elected president, Kenneth Kaunda, was popular at home and respected abroad for his intelligence and seriousness of purpose. South Korea, in contrast, had no resources to speak of, was ruled by a despised and ridiculed military dictatorship, and depended heavily on American aid, which was being cut back.

More than five decades later, the two countries could not be more different. The economy of Zambia has failed miserably. In the thirty years after Kaunda's election, Zambian income per person fell until, by the mid 1990s, the average Zambian had barely half the income he'd had at independence. Faced with this development failure, Zambians voted Kaunda out of office amid substantial political unrest and widespread food riots. The government's failures were compounded by the AIDS epidemic that swept Africa in the 1990s.

While conditions have improved somewhat since then, Zambia still has one of the lowest standards of living in the world.

निम्नलिखित गद्यांश को पढ़िये और उससे संबंधित प्रश्नों के उत्तर दीजिए:

वर्ष 1964 में, अफ्रीकी राष्ट्र जाम्बिया और पूर्वी-एशियाई देश दक्षिण कोरिया लगभग विकास के समतुल्य स्तर पर थे। वास्तव में, जब जाम्बिया को वर्ष 1964 में स्वतंत्रता प्राप्त हुई, तो इसका भविष्य दक्षिण कोरिया की अपेक्षा कहीं अधिक उदीयमान प्रतीत होता था। जाम्बिया में ताम्र (ताँबा) बहुतायत में था, और इसके नव-निर्वाचित राष्ट्रपति केनेथ कौंडा देश के भीतर लोकप्रिय थे तथा अपनी बुद्धिमत्ता तथा प्रयोजन के प्रति गंभीरता के कारण विदेश में भी सम्मान पाते थे। इसके विपरीत दक्षिण कोरिया में बताने के लिए कोई संसाधन नहीं था, जो एक तिरस्कृत एवं उपहास के पात्र सैन्य तानाशाही द्वारा शासित था, और जो अमेरिकी सहायता पर बहुत अधिक आश्रित था, जिसमें बाद में कटौती कर दी गई थी।

पाँच दशकों से अधिक समय के पश्चात्, दोनों देशों में बहुत अधिक भिन्नता हो गयी। जाम्बिया की अर्थव्यवस्था बुरी तरह से विफल रही है। कौंडा के निर्वाचन के तीस वर्षों में जाम्बिया वासियों की प्रति व्यक्ति आय में लगातार गिरावट आई है, 1990 के दशक के मध्य तक जाम्बिया वासियों की औसत आय स्वतंत्रता प्राप्ति के समय की आय का बमुश्किल आधी रह गई। विकास की इस विफलता का सामना करने वाले जाम्बिया वासियों ने महत्वपूर्ण राजनैतिक, अशांति एवं व्यापक खाद्य दंगों के बीच मतदान द्वारा कौंडा को हटा दिया। सरकार की विफलताओं को 1990 के दशक में फैली एड्स महामारी ने और जटिल बना दिया।

अफ्रीका में तब से जबकि स्थितियों में कुछ-कुछ सुधार हुआ है, जाम्बिया में अभी भी विश्व में सबसे निम्नतम जीवन-यापन का स्तर है।

Given below are two statements, one is labelled as Assertion (A) and the other is labelled as Reason (R).

Assertion (A): South Korea developed much faster than Zambia after 1964.

Reason (R): In 1964, conditions in South Korea were far more promising for growth and development than in Zambia.

In light of the above statements, choose the *most appropriate* answer from the options given below:

1. Both (A) and (R) are correct and (R) is the correct explanation of (A).
2. Both (A) and (R) are correct but (R) is NOT the correct explanation of (A).
3. (A) is correct but (R) is not correct.
4. (A) is not correct but (R) is correct.

(1) 1

(2) 2

(3) 3

(4) 4

नीचे दो कथन दिए गए हैं : एक को अभिकथन (A) और दूसरे को कारण (R) कहा गया है।

अभिकथन (A) : वर्ष 1964 के पश्चात कोरिया जाम्बिया की अपेक्षा अधिक तेजी से विकसित हुआ।

कारण (R) : वर्ष 1964 में, दक्षिण कोरिया की स्थितियाँ जाम्बिया की तुलना में वृद्धि एवं विकास के लिए कहीं अधिक उदीयमान थीं।

उपर्युक्त कथनों के आलोक में निम्नांकित विकल्पों में से सही उत्तर चुनें :

1. (A) और (R) दोनों सही हैं और (R), (A) की सही व्याख्या है।
2. (A) और (R) दोनों सही हैं परन्तु (R), (A) की सही व्याख्या नहीं है।
3. (A) सही है परन्तु (R) सही नहीं है।
4. (A) सही नहीं है परन्तु (R) सही है।

(1) 1

(2) 2

(3) 3

(4) 4

1[Option ID=41289]

2[Option ID=41290]

3[Option ID=41291]

4[Option ID=41292]

Question Description : dwbv_pg_gp26_eng_2_q48

SI. No.49

QBID:26201049



Read the passage and answer the questions that follow:

In 1964, the African nation of Zambia and the East Asian country of South Korea were at roughly equivalent levels of development. Indeed, when Zambia achieved its independence in 1964, its prospects appeared far more promising than those of South Korea. Zambia was rich in copper, and its newly elected president, Kenneth Kaunda, was popular at home and respected abroad for his intelligence and seriousness of purpose. South Korea, in contrast, had no resources to speak of, was ruled by a despised and ridiculed military dictatorship, and depended heavily on American aid, which was being cut back.

More than five decades later, the two countries could not be more different. The economy of Zambia has failed miserably. In the thirty years after Kaunda's election, Zambian income per person fell until, by the mid 1990s, the average Zambian had barely half the income he'd had at independence. Faced with this development failure, Zambians voted Kaunda out of office amid substantial political unrest and widespread food riots. The government's failures were compounded by the AIDS epidemic that swept Africa in the 1990s.

While conditions have improved somewhat since then, Zambia still has one of the lowest standards of living in the world.

निम्नलिखित गद्यांश को पढ़िये और उससे संबंधित प्रश्नों के उत्तर दीजिए:

वर्ष 1964 में, अफ्रीकी राष्ट्र जाम्बिया और पूर्वी-एशियाई देश दक्षिण कोरिया लगभग विकास के समतुल्य स्तर पर थे। वास्तव में, जब जाम्बिया को वर्ष 1964 में स्वतंत्रता प्राप्त हुई, तो इसका भविष्य दक्षिण कोरिया की अपेक्षा कहीं अधिक उदीयमान प्रतीत होता था। जाम्बिया में ताम्र (ताँबा) बहुतायत में था, और इसके नव-निर्वाचित राष्ट्रपति केनेथ कौंडा देश के भीतर लोकप्रिय थे तथा अपनी बुद्धिमत्ता तथा प्रयोजन के प्रति गंभीरता के कारण विदेश में भी सम्मान पाते थे। इसके विपरीत दक्षिण कोरिया में बताने के लिए कोई संसाधन नहीं था, जो एक तिरस्कृत एवं उपहास के पात्र सैन्य तानाशाही द्वारा शासित था, और जो अमेरिकी सहायता पर बहुत अधिक आश्रित था, जिसमें बाद में कटौती कर दी गई थी।

पाँच दशकों से अधिक समय के पश्चात्, दोनों देशों में बहुत अधिक भिन्नता हो गयी। जाम्बिया की अर्थव्यवस्था बुरी तरह से विफल रही है। कौंडा के निर्वाचन के तीस वर्षों में जाम्बिया वासियों की प्रति व्यक्ति आय में लगातार गिरावट आई है, 1990 के दशक के मध्य तक जाम्बिया वासियों की औसत आय स्वतंत्रता प्राप्ति के समय की आय का बमुश्किल आधी रह गई। विकास की इस विफलता का सामना करने वाले जाम्बिया वासियों ने महत्वपूर्ण राजनैतिक, अशांति एवं व्यापक खाद्य दंगों के बीच मतदान द्वारा कौंडा को हटा दिया। सरकार की विफलताओं को 1990 के दशक में फैली एड्स महामारी ने और जटिल बना दिया।

अफ्रीका में तब से जबकि स्थितियों में कुछ-कुछ सुधार हुआ है, जाम्बिया में अभी भी विश्व में सबसे निम्नतम जीवन-यापन का स्तर है।

Given below are two statements:

Statement I: In 1964, Zambia was far more developed than South Korea.

Statement II: Zambia was ruled by an elected president in 1964.

In light of the above statements, choose the *correct* answer from the options given below:

1. Both Statement I and Statement II are true.
2. Both Statement I and Statement II are false.
3. Statement I is true but Statement II is false.
4. Statement I is false but Statement II is true.

- (1) 1
- (2) 2
- (3) 3
- (4) 4

नीचे दो कथन दिए गए हैं :

कथन - I : वर्ष 1964 में, जाम्बिया दक्षिण कोरिया से कहीं अधिक विकसित था।

कथन - II : वर्ष 1964 में जाम्बिया एक निर्वाचित राष्ट्रपति द्वारा शासित था।

उपर्युक्त कथनों के आलोक में निम्नलिखित विकल्पों में से सही उत्तर चुनें :

1. कथन I और II दोनों सही हैं।
2. कथन I और II दोनों गलत हैं।
3. कथन I सही है , किन्तु कथन II गलत है।
4. कथन I गलत है , किन्तु कथन II सही है।

(1) 1

(2) 2

(3) 3

(4) 4

1[Option ID=41293] Question Description : dwbv_pg_gp26_eng_2_q49
2[Option ID=41294]
3[Option ID=41295]
4[Option ID=41296]

SI. No.50
QBID:26201050



Read the passage and answer the questions that follow:

In 1964, the African nation of Zambia and the East Asian country of South Korea were at roughly equivalent levels of development. Indeed, when Zambia achieved its independence in 1964, its prospects appeared far more promising than those of South Korea. Zambia was rich in copper, and its newly elected president, Kenneth Kaunda, was popular at home and respected abroad for his intelligence and seriousness of purpose. South Korea, in contrast, had no resources to speak of, was ruled by a despised and ridiculed military dictatorship, and depended heavily on American aid, which was being cut back.

More than five decades later, the two countries could not be more different. The economy of Zambia has failed miserably. In the thirty years after Kaunda's election, Zambian income per person fell until, by the mid 1990s, the average Zambian had barely half the income he'd had at independence. Faced with this development failure, Zambians voted Kaunda out of office amid substantial political unrest and widespread food riots. The government's failures were compounded by the AIDS epidemic that swept Africa in the 1990s.

While conditions have improved somewhat since then, Zambia still has one of the lowest standards of living in the world.

निम्नलिखित गद्यांश को पढ़िये और उससे संबंधित प्रश्नों के उत्तर दीजिए:

वर्ष 1964 में, अफ्रीकी राष्ट्र जाम्बिया और पूर्वी-एशियाई देश दक्षिण कोरिया लगभग विकास के समतुल्य स्तर पर थे। वास्तव में, जब जाम्बिया को वर्ष 1964 में स्वतंत्रता प्राप्त हुई, तो इसका भविष्य दक्षिण कोरिया की अपेक्षा कहीं अधिक उदीयमान प्रतीत होता था। जाम्बिया में ताम्र (ताँबा) बहुतायत में था, और इसके नव-निर्वाचित राष्ट्रपति केनेथ कौंडा देश के भीतर लोकप्रिय थे तथा अपनी बुद्धिमत्ता तथा प्रयोजन के प्रति गंभीरता के कारण विदेश में भी सम्मान पाते थे। इसके विपरीत दक्षिण कोरिया में बताने के लिए कोई संसाधन नहीं था, जो एक तिरस्कृत एवं उपहास के पात्र सैन्य तानाशाही द्वारा शासित था, और जो अमेरिकी सहायता पर बहुत अधिक आश्रित था, जिसमें बाद में कटौती कर दी गई थी।

पाँच दशकों से अधिक समय के पश्चात्, दोनों देशों में बहुत अधिक भिन्नता हो गयी। जाम्बिया की अर्थव्यवस्था बुरी तरह से विफल रही है। कौंडा के निर्वाचन के तीस वर्षों में जाम्बिया वासियों की प्रति व्यक्ति आय में लगातार गिरावट आई है, 1990 के दशक के मध्य तक जाम्बिया वासियों की औसत आय स्वतंत्रता प्राप्ति के समय की आय का बमुश्किल आधी रह गई। विकास की इस विफलता का सामना करने वाले जाम्बिया वासियों ने महत्वपूर्ण राजनैतिक, अशांति एवं व्यापक खाद्य दंगों के बीच मतदान द्वारा कौंडा को हटा दिया। सरकार की विफलताओं को 1990 के दशक में फैली एड्स महामारी ने और जटिल बना दिया।

अफ्रीका में तब से जबकि स्थितियों में कुछ-कुछ सुधार हुआ है, जाम्बिया में अभी भी विश्व में सबसे निम्नतम जीवन-यापन का स्तर है।

Given below are two statements, one is labelled as Assertion (A) and the other is labelled as Reason (R).

Assertion (A): The Zambian leader was quite popular in his country in 1964.

Reason (R): Zambia achieved significant growth in its economy under his leadership.

In light of the above statements, choose the *most appropriate* answer from the options given below:

1. Both (A) and (R) are correct and (R) is the correct explanation of (A).
2. Both (A) and (R) are correct but (R) is NOT the correct explanation of (A).
3. (A) is correct but (R) is not correct.
4. (A) is not correct but (R) is correct.

- (1) 1
- (2) 2
- (3) 3
- (4) 4

नीचे दो कथन दिए गए हैं : एक को अभिकथन (A) और दूसरे को कारण (R) कहा गया है।

अभिकथन (A) : जाम्बियाई नेता वर्ष 1964 में अपने देश में काफी लोकप्रिय था।

कारण (R) : जाम्बिया की अर्थव्यवस्था ने उसके नेतृत्व में महत्वपूर्ण वृद्धि अर्जित की थी।

उपर्युक्त कथनों के आलोक में निम्नांकित विकल्पों में से सही उत्तर चुनें :

1. (A) और (R) दोनों सही हैं और (R), (A) की सही व्याख्या है।
2. (A) और (R) दोनों सही हैं परन्तु (R), (A) की सही व्याख्या नहीं है।
3. (A) सही है परन्तु (R) सही नहीं है।
4. (A) सही नहीं है परन्तु (R) सही है।

(1) 1

(2) 2

(3) 3

(4) 4

1[Option ID=41297] Question Description : dwbv_pg_gp26_eng_2_q50
2[Option ID=41298]
3[Option ID=41299]
4[Option ID=41300]

Paper II : 89-Environmental Sciences

Sl. No.1
QBID:89001

The first law of thermodynamics states about

1. conservation of mass.
2. conservation of energy.
3. conservation of momentum.
4. increase in entropy.

(1) 1

(2) 2

(3) 3

(4) 4

1[Option ID=41301] Question Description : dwbv_pg_ems_eng_2_q1
2[Option ID=41302]
3[Option ID=41303]
4[Option ID=41304]

Sl. No.2
QBID:89002

An air parcel having initial temperature of 15°C rises adiabatically to 2 km height above the surface. What is the final temperature of the parcel?

1. $\sim 4.6^{\circ}\text{C}$
2. $\sim 5.6^{\circ}\text{C}$
3. $\sim -4.6^{\circ}\text{C}$
4. $\sim -6.4^{\circ}\text{C}$

(1) 1

(2) 2

(3) 3

(4) 4

1[Option ID=41305] Question Description : dwbv_pg_ems_eng_2_q2

2[Option ID=41306]
3[Option ID=41307]
4[Option ID=41308]

SI. No.3
QBID:89003

Which of the following is NOT a tenet of frontier ethics in a sustainable society?

1. Earth has unlimited supply of resources for exclusive human use.
2. There is always more and it is all for human use.
3. Humans are apart from nature, rather than part of it.
4. We must understand and cooperate with nature.

- (1) 1
(2) 2
(3) 3
(4) 4

1[Option ID=41309] Question Description : dwbv_pg_ems_eng_2_q3
2[Option ID=41310]
3[Option ID=41311]
4[Option ID=41312]

SI. No.4
QBID:89004

Which of the following inter-governmental conferences recommended Environmental Education to cater to all ages and socio-professional groups in the population?

1. Stockholm (1972)
2. Tbilisi (1977)
3. Rio de Janeiro (1992)
4. Berlin (1995)

- (1) 1
(2) 2
(3) 3
(4) 4

1[Option ID=41313] Question Description : dwbv_pg_ems_eng_2_q4
2[Option ID=41314]
3[Option ID=41315]
4[Option ID=41316]

SI. No.5
QBID:89005

Average salinity of sea water is

1. ~ 0.35%
2. ~ 3.5%
3. ~ 0.035%
4. ~ 35%

- (1) 1
(2) 2
(3) 3
(4) 4

1[Option ID=41317] Question Description : dwbv_pg_ems_eng_2_q5
2[Option ID=41318]
3[Option ID=41319]
4[Option ID=41320]

SI. No.6
QBID:89006

Most plants can absorb nitrogen only in the form of

1. nitrite ion.
2. ammonium ion.
3. nitrate ion.
4. dinitrogen ion.

(1) 1

(2) 2

(3) 3

(4) 4

1[Option ID=41321] Question Description : dwbv_pg_ems_eng_2_q6
2[Option ID=41322]
3[Option ID=41323]
4[Option ID=41324]

SI. No.7
QBID:89007

Persistence of DDT in environment is NOT due to

1. its low vapour pressure.
2. its low reactivity with respect to light, chemicals and microbes.
3. its low solubility in water.
4. its high rate of evaporation.

(1) 1

(2) 2

(3) 3

(4) 4

1[Option ID=41325] Question Description : dwbv_pg_ems_eng_2_q7
2[Option ID=41326]
3[Option ID=41327]
4[Option ID=41328]

SI. No.8
QBID:89008

Grazing food chain consists of

1. Sun → green plants → herbivores → first order carnivores → second order carnivores
2. Sun → second order carnivores → herbivores → green plants → first order carnivores
3. Second order carnivores → first order carnivores → herbivores → green plants → Sun
4. Herbivores → green plants → Sun → first order carnivores → second order carnivores

(1) 1

(2) 2

(3) 3

(4) 4

1[Option ID=41329] Question Description : dwbv_pg_ems_eng_2_q8
2[Option ID=41330]
3[Option ID=41331]
4[Option ID=41332]

SI. No.9
QBID:89009

Species area relationship predicts

1. area required for each species in an association.
2. area occupied by a species on the terrestrial ecosystem.
3. minimum area required to be sampled to enumerate maximum number of species present in an association / ecosystem under observation.
4. minimum number of species to be present to prioritize an area for conservation.

(1) 1

(2) 2

(3) 3

(4) 4

1[Option ID=41333] Question Description : dwbv_pg_ems_eng_2_q9
2[Option ID=41334]
3[Option ID=41335]
4[Option ID=41336]

SI. No.10
QBID:89010

Estimates of the biologically productive land and sea area needed to provide renewable resources that a population consumes and to absorb the waste it generates is called as

1. Ecological footprint
2. Carbon footprint
3. Environmental footprint
4. Living Planet Index

(1) 1

(2) 2

(3) 3

(4) 4

1[Option ID=41337] Question Description : dwbv_pg_ems_eng_2_q10
2[Option ID=41338]
3[Option ID=41339]
4[Option ID=41340]

SI. No.11
QBID:89011

With the change in environmental conditions, species that are not adapted to such changed conditions disappear. This phenomenon is called

1. Anthropogenic extinction.
2. Mass extinction.
3. Natural extinction.
4. Species migration.

(1) 1

(2) 2

(3) 3

(4) 4

1[Option ID=41345] Question Description : dwbv_pg_ems_eng_2_q11
2[Option ID=41346]
3[Option ID=41347]
4[Option ID=41348]

SI. No.12
QBID:89012

Compute the speed of geostrophic wind blowing parallel to the isobars in the northern hemisphere at latitude of 40° N. The spacing between the isobars is 200 km and pressure difference is 4 mb. The altitude is 5600 m above sea level, where the air temperature is -25°C and air density is 0.70 kg/m^3 . [Given $\sin(40^\circ) = 0.64$ and Earth's rotation (Ω) = 7.3×10^{-5} radian/sec]

1. $V_g = \sim 36.6 \text{ m/sec}$
2. $V_g = \sim 30.6 \text{ m/sec}$
3. $V_g = \sim 28.6 \text{ m/sec}$
4. $V_g = \sim 38.2 \text{ m/sec}$

- (1) 1
(2) 2
(3) 3
(4) 4

1[Option ID=41349] Question Description : dwbv_pg_ems_eng_2_q12
2[Option ID=41350]
3[Option ID=41351]
4[Option ID=41352]

SI. No.13
QBID:89013

Elements which are NOT easily accommodated in the structures of the principal igneous minerals are called

1. trace elements.
2. incompatible elements.
3. insoluble elements.
4. unfriendly elements.

- (1) 1
(2) 2
(3) 3
(4) 4

1[Option ID=41353] Question Description : dwbv_pg_ems_eng_2_q13
2[Option ID=41354]
3[Option ID=41355]
4[Option ID=41356]

SI. No.14
QBID:89014

Destruction of ocean floor occurs at

1. convergent plate boundary.
2. divergent plate boundary.
3. transform plate boundary.
4. rift valleys.

- (1) 1
(2) 2
(3) 3
(4) 4

1[Option ID=41357] Question Description : dwbv_pg_ems_eng_2_q14
2[Option ID=41358]
3[Option ID=41359]
4[Option ID=41360]

SI. No.15
QBID:89015

During the estimation of geothermal resources, which of the following is NOT considered?

1. Depth, thickness and extent of geothermal aquifer
2. Properties of rock formation
3. Salinity and geochemistry of fluid present in aquifer
4. Fossil content of rocks

(1) 1

(2) 2

(3) 3

(4) 4

1[Option ID=41361] Question Description : dwbv_pg_ems_eng_2_q15
2[Option ID=41362]
3[Option ID=41363]
4[Option ID=41364]

SI. No.16
QBID:89016

Shale gas is a natural gas which is mainly dominated by

1. methane.
2. ethane.
3. butane.
4. propane.

(1) 1

(2) 2

(3) 3

(4) 4

1[Option ID=41365] Question Description : dwbv_pg_ems_eng_2_q16
2[Option ID=41366]
3[Option ID=41367]
4[Option ID=41368]

SI. No.17
QBID:89017

Gas hydrates are NOT produced through

1. Thermal stimulation.
2. Depressurization.
3. Chemical inhibition.
4. Bacterial recovery.

(1) 1

(2) 2

(3) 3

(4) 4

1[Option ID=41369] Question Description : dwbv_pg_ems_eng_2_q17
2[Option ID=41370]
3[Option ID=41371]
4[Option ID=41372]

SI. No.18
QBID:89018

Which component of coal cannot be determined under proximate analysis?

1. Moisture
2. Ash
3. Volatile matter
4. Sulphur

(1) 1

(2) 2

(3) 3

(4) 4

1[Option ID=41373] Question Description : dwbv_pg_ems_eng_2_q18
2[Option ID=41374]
3[Option ID=41375]
4[Option ID=41376]

SI. No.19
QBID:89019

Bioenergy is a form of

1. Conventional Energy.
2. Unconventional Energy.
3. Non renewable Energy.
4. Renewable Energy.

(1) 1

(2) 2

(3) 3

(4) 4

1[Option ID=41377] Question Description : dwbv_pg_ems_eng_2_q19
2[Option ID=41378]
3[Option ID=41379]
4[Option ID=41380]

SI. No.20
QBID:89020

Behaviour of the plume, when stack is under temperature inversion layer, is termed as

1. Fanning.
2. Conning.
3. Fumigation.
4. Lofting.

(1) 1

(2) 2

(3) 3

(4) 4

1[Option ID=41381] Question Description : dwbv_pg_ems_eng_2_q20
2[Option ID=41382]
3[Option ID=41383]
4[Option ID=41384]

SI. No.21
QBID:89021

Calculate hardness in units of mg/l as CaCO_3 of a ground water sample having Ca^{++} ion concentration of 100 mg/l.

1. ~ 5
2. ~ 250
3. ~ 5000
4. ~ 200

- (1) 1
(2) 2
(3) 3
(4) 4

1[Option ID=41385] Question Description : dwbv_pg_ems_eng_2_q21
2[Option ID=41386]
3[Option ID=41387]
4[Option ID=41388]

SI. No.22
QBID:89022

Which of the following sound level existed for maximum duration as per L_N concept?

1. $L_{20}=80$ dB
2. $L_{25}=70$ dB
3. $L_{40}=20$ dB
4. $L_{15}=90$ dB

- (1) 1
(2) 2
(3) 3
(4) 4

1[Option ID=41389] Question Description : dwbv_pg_ems_eng_2_q22
2[Option ID=41390]
3[Option ID=41391]
4[Option ID=41392]

SI. No.23
QBID:89023

The time between successive peaks or between successive troughs of the sinusoidal sound wave is called

1. Frequency (f)
2. Wavelength (λ)
3. Period (P)
4. Amplitude (A)

- (1) 1
(2) 2
(3) 3
(4) 4

1[Option ID=41393] Question Description : dwbv_pg_ems_eng_2_q23
2[Option ID=41394]
3[Option ID=41395]
4[Option ID=41396]

SI. No.24
QBID:89024

Naturally occurring radioactive gas which is also produced by radioactive decay of uranium and has the potential to concentrate in buildings and homes is

1. Radium.
2. Polonium.
3. Radon.
4. Iodine.

- (1) 1
(2) 2
(3) 3
(4) 4

1[Option ID=41397] Question Description : dwbv_pg_ems_eng_2_q24
2[Option ID=41398]
3[Option ID=41399]
4[Option ID=41400]

SI. No.25
QBID:89025

A natural or human made depression in which solid waste is dumped, compressed and daily covered with a layer of dirt, is referred as

1. Open dump.
2. Secured landfill.
3. Sanitary landfill.
4. Composting site.

- (1) 1
(2) 2
(3) 3
(4) 4

1[Option ID=41401] Question Description : dwbv_pg_ems_eng_2_q25
2[Option ID=41402]
3[Option ID=41403]
4[Option ID=41404]

SI. No.26
QBID:89026

Plastic waste management rules were first notified by the Ministry of Environment, Forest and Climate Change in India in the year

1. 2019
2. 2021
3. 2016
4. 2022

- (1) 1
(2) 2
(3) 3
(4) 4

1[Option ID=41405] Question Description : dwbv_pg_ems_eng_2_q26
2[Option ID=41406]
3[Option ID=41407]
4[Option ID=41408]

SI. No.27
QBID:89027

Process of thermal degradation of solid waste in the absence of oxygen is referred to as

1. Incineration
2. Pyrolysis
3. Gassification
4. Sublimation

(1) 1

(2) 2

(3) 3

(4) 4

1[Option ID=41409] Question Description : dwbv_pg_ems_eng_2_q27
2[Option ID=41410]
3[Option ID=41411]
4[Option ID=41412]

SI. No.28
QBID:89028

Which one of the following is NOT the preferred sustainable strategy for reducing solid waste?

1. Output approach.
2. Through-put approach.
3. Timeput approach.
4. Input approach.

(1) 1

(2) 2

(3) 3

(4) 4

1[Option ID=41413] Question Description : dwbv_pg_ems_eng_2_q28
2[Option ID=41414]
3[Option ID=41415]
4[Option ID=41416]

SI. No.29
QBID:89029

The abandoned, idled or under-used industrial and commercial facilities, where expansion or redevelopment is complicated by real or perceived contamination, are defined as

1. Greenfields
2. Landfills
3. Brownfields
4. Greyfields

(1) 1

(2) 2

(3) 3

(4) 4

1[Option ID=41417] Question Description : dwbv_pg_ems_eng_2_q29
2[Option ID=41418]
3[Option ID=41419]
4[Option ID=41420]

SI. No.30
QBID:89030

The notification of Environmental Impact Assessment under the provision of Environmental (Protection) Act, 1986 was carried out for

1. River valley projects.
2. Development projects.
3. Tourism Projects.
4. Muncipal Waste Management.

- (1) 1
(2) 2
(3) 3
(4) 4

1[Option ID=41421] Question Description : dwbv_pg_ems_eng_2_q30
2[Option ID=41422]
3[Option ID=41423]
4[Option ID=41424]

SI. No.31
QBID:89031

Which one of the following fundamental duties makes sure that every citizen of India protects and improves the natural environment including forests, lakes, rivers and wildlife, and has compassion for living creatures?

1. 51A (c)
2. 51A (e)
3. 51A (g)
4. 51A (i)

- (1) 1
(2) 2
(3) 3
(4) 4

1[Option ID=41425] Question Description : dwbv_pg_ems_eng_2_q31
2[Option ID=41426]
3[Option ID=41427]
4[Option ID=41428]

SI. No.32
QBID:89032

Which one of the following is NOT a product-based tool of environmental preventive management?

1. Cleaner production
2. Eco - Labeling
3. Industrial Ecology
4. Life cycle assessment

- (1) 1
(2) 2
(3) 3
(4) 4

1[Option ID=41429] Question Description : dwbv_pg_ems_eng_2_q32
2[Option ID=41430]
3[Option ID=41431]
4[Option ID=41432]

SI. No.33
QBID:89033

The functional relationship of soil(s) is expressed in terms of $s = cl + o + r + \dots$, where cl is climate, o is organism, and r is relief. This type of relationship is considered as:

1. Simple Linear Regression
2. Binary Logistic Regression
3. Exponential relationship
4. Multiple Linear Regression

- (1) 1
(2) 2
(3) 3
(4) 4

1[Option ID=41433] Question Description : dwbv_pg_ems_eng_2_q33
2[Option ID=41434]
3[Option ID=41435]
4[Option ID=41436]

SI. No.34
QBID:89034

A chart which displays distribution of weather conditions by well defined weather symbols on maps covering wide regions of the earth's surface at a given time is termed as

1. Contour chart.
2. Radar chart.
3. Bubble chart.
4. Synoptic chart.

- (1) 1
(2) 2
(3) 3
(4) 4



1[Option ID=41437] Question Description : dwbv_pg_ems_eng_2_q34
2[Option ID=41438]
3[Option ID=41439]
4[Option ID=41440]

SI. No.35
QBID:89035

The correlation coefficient between two variables X and Y was 0.6 (r_1) and that between a and b was 0.3 (r_2). Which one of the following is TRUE with regard to interpretation of the values of r_1 and r_2 ?

1. Absolute difference between r_1 and r_2 is 0.3 .
2. r_1 is twice as high as r_2 .
3. r_1 is three times as high as r_2 .
4. r_1 is four times as high as r_2 .

- (1) 1
(2) 2
(3) 3
(4) 4

1[Option ID=41441] Question Description : dwbv_pg_ems_eng_2_q35
2[Option ID=41442]
3[Option ID=41443]
4[Option ID=41444]

SI. No.36
QBID:89036

How many National Missions form the core of the National Action Plan on Climate Change (NAPCC) to focus on promoting understanding of climate change, adaptation and mitigation, energy efficiency and natural resource conservation?

1. Six (6)
2. Eight (8)
3. Ten (10)
4. Twelve (12)

- (1) 1
(2) 2
(3) 3
(4) 4

1[Option ID=41445] Question Description : dwbv_pg_ems_eng_2_q36
2[Option ID=41446]
3[Option ID=41447]
4[Option ID=41448]

SI. No.37
QBID:89037

Who led the work of TARUN BHARAT SANGH which made water available round the year in the wells?

1. Anna Hazare
2. Chandi Prasad Bhatt
3. Rajendra Singh
4. Sundar Lal Bahuguna

- (1) 1
(2) 2
(3) 3
(4) 4

1[Option ID=41449] Question Description : dwbv_pg_ems_eng_2_q37
2[Option ID=41450]
3[Option ID=41451]
4[Option ID=41452]

SI. No.38
QBID:89038

Which of the following is related to 'MARRAKESH ACCORDS'?

1. The Earth Summit (1992)
2. Berlin Mandate (1995)
3. Geneva Convention (1996)
4. Kyoto Protocol (1997)

- (1) 1
(2) 2
(3) 3
(4) 4

1[Option ID=41453] Question Description : dwbv_pg_ems_eng_2_q38
2[Option ID=41454]
3[Option ID=41455]
4[Option ID=41456]

SI. No.39
QBID:89039

In coastal marine estuaries and bays, eutrophication is linked to harmful algal blooms causing widespread fatalities in marine organisms. This phenomenon is called

1. Red tides
2. Blue tides
3. Green tides
4. Brown tides

- (1) 1
(2) 2
(3) 3
(4) 4

1[Option ID=41457] Question Description : dwbv_pg_ems_eng_2_q39
2[Option ID=41458]
3[Option ID=41459]
4[Option ID=41460]

SI. No.40
QBID:89040

Determining the concentration of aflatoxin in peanut butter and calculating the dose an average person would receive is referred as

1. Hazard identification.
2. Dose - response assessment.
3. Exposure - assessment.
4. Risk characterization.

- (1) 1
(2) 2
(3) 3
(4) 4

1[Option ID=41461] Question Description : dwbv_pg_ems_eng_2_q40
2[Option ID=41462]
3[Option ID=41463]
4[Option ID=41464]

SI. No.41
QBID:89041

Which of the following are the standard (average) sea level pressure?

- A. 101325 Nm⁻²
- B. 14.69595 psi
- C. 29.92126 inch Hg
- D. 10.33227 m H₂O
- E. 1013.25 kPa

Choose the **correct** answer from the options given below:

1. A, B, D and E only
2. A, B, C and D only
3. A, B, C and E only
4. A, C, D and E only

- (1) 1
(2) 2
(3) 3

(4) 4

1[Option ID=41465] Question Description : dwbv_pg_ems_eng_2_q41
2[Option ID=41466]
3[Option ID=41467]
4[Option ID=41468]

SI. No.42
QBID:89042

Choose the correct statements

- A. VOC, NO_x and sunlight are essential for photochemical smog.
- B. Photochemical smog is predominantly formed during the summer season.
- C. NO₂ dissociates by sunlight at 300-400 nm.
- D. Molecular O₂ dissociate by sunlight and provide atomic O for O₃ formation in troposphere.
- E. Tropospheric O₃ concentration is maximum at noon on a given day.

Choose the **correct** answer from the options given below:

- 1. A, D and E only
- 2. A, B, C and E only.
- 3. A, B, D and E only
- 4. B, C, D and E only

(1) 1

(2) 2

(3) 3

(4) 4

1[Option ID=41469] Question Description : dwbv_pg_ems_eng_2_q42
2[Option ID=41470]
3[Option ID=41471]
4[Option ID=41472]

SI. No.43
QBID:89043

The elemental analysis in an environmental sample can be performed using

- A. UV-VIS spectrophotometer
- B. AAS
- C. ICP-OES
- D. XRF
- E. XRD

Choose the **correct** answer from the options given below:

- 1. B and C only
- 2. A, B and C only
- 3. C, D and E only
- 4. A, B, C and D only

(1) 1

(2) 2

(3) 3

(4) 4

1[Option ID=41473] Question Description : dwbv_pg_ems_eng_2_q43
2[Option ID=41474]

3[Option ID=41475]
4[Option ID=41476]

SI. No.44
QBID:89044

Choose the correct statements

- A. Temperature has a effect in disinfection treatment of water.
- B. pH controls the amount of HOCl and OCl in water.
- C. Cl₂ gas used for disinfection forms HCl as a product in water.
- D. Disinfection action is because of HOCl formed and not due to Cl₂ gas.
- E. Combined chlorine exist in water due to combination of HOCl with NH₃ and organic compounds.


Choose the **correct** answer from the options given below:

- 1. A, C and E only
- 2. B, C and D only
- 3. A, B, C, D and E
- 4. A, B, C and D only

- (1) 1
- (2) 2
- (3) 3
- (4) 4

1[Option ID=41477]
2[Option ID=41478]
3[Option ID=41479]
4[Option ID=41480]

Question Description : dwbv_pg_ems_eng_2_q44



SI. No.45
QBID:89045

Choose the correct statement

- A. UV-C breaks down O₂ molecule in the stratosphere.
- B. A 1% decrease in the overhead O₃ in the stratosphere results in 2% increase in UV-B intensity at the ground level.
- C. UV-A is biologically, the least harmful.
- D. UV-B helps in O₃ dissociation in the stratosphere.
- E. Chapman mechanism deals with both, O₃ formation and destruction, in the stratosphere.

Choose the **correct** answer from the options given below:

- 1. A, B, C and D only
- 2. A, C, D and E only
- 3. A, B, C, D and E
- 4. A, B, D and E only

- (1) 1
- (2) 2
- (3) 3
- (4) 4

1[Option ID=41481]
2[Option ID=41482]
3[Option ID=41483]
4[Option ID=41484]

Question Description : dwbv_pg_ems_eng_2_q45

SI. No.46
QBID:89046

Metals used in wood preservatives are

- A. Cu
- B. As
- C. Se
- D. Cr
- E. Mo

Choose the **correct** answer from the options given below:

- 1. B only
- 2. A, B and D only
- 3. C and E only
- 4. A, C and E only

(1) 1

(2) 2

(3) 3

(4) 4

1[Option ID=41485]

2[Option ID=41486]

3[Option ID=41487]

4[Option ID=41488]

Question Description : dwbv_pg_ems_eng_2_q46

SI. No.47
QBID:89047

The biotic structure of the ecosystem is characterized by the composition of the biological community including:

- A. species numbers
- B. biomass
- C. life-form
- D. life-history
- E. spatial distribution

Choose the **correct** answer from the options given below:

- 1. A, B, C and D only
- 2. B, C, D and E only
- 3. A, B, C and E only
- 4. A, B, C, D and E

(1) 1

(2) 2

(3) 3

(4) 4

1[Option ID=41489]

2[Option ID=41490]

3[Option ID=41491]

4[Option ID=41492]

Question Description : dwbv_pg_ems_eng_2_q47

SI. No.48
QBID:89048

The international stable isotope standard Vienna Pee Dee Belemnite (VPDB) is used for the following stable isotope systems:

- A. $^{34}\text{S}/^{32}\text{S}$
- B. $^2\text{H}/^1\text{H}$
- C. $^{18}\text{O}/^{16}\text{O}$
- D. $^{16}\text{N}/^{15}\text{N}$
- E. $^{13}\text{C}/^{12}\text{C}$

Choose the **correct** answer from the options given below:

- 1. A and B only
- 2. B and C only
- 3. C and E only
- 4. D and E only

- (1) 1
- (2) 2
- (3) 3
- (4) 4

1[Option ID=41493] Question Description : dwbv_pg_ems_eng_2_q48
2[Option ID=41494]
3[Option ID=41495]
4[Option ID=41496]

SI. No.49
QBID:89049

Orthoclase weathers to produce

- A. silica
- B. dissolved K ion
- C. smectite
- D. kaolinite
- E. dissolved bicarbonate ion

Choose the **correct** answer from the options given below:

- 1. A, B and C only
- 2. A, C and D only
- 3. A, B, C and D only
- 4. A, B, D and E only

- (1) 1
- (2) 2
- (3) 3
- (4) 4

1[Option ID=41497] Question Description : dwbv_pg_ems_eng_2_q49
2[Option ID=41498]
3[Option ID=41499]
4[Option ID=41500]

SI. No.50
QBID:89050

The variability in height of tropopause is dependent on following factors

- A. Longitude
- B. Latitude
- C. Temperature
- D. Season
- E. Vegetation

Choose the **correct** answer from the options given below:

- 1. A, B and C only
- 2. B, C and D only
- 3. A, C and E only
- 4. A, B, and D only

(1) 1

(2) 2

(3) 3

(4) 4

1[Option ID=41501] Question Description : dwbv_pg_ems_eng_2_q50
2[Option ID=41502]
3[Option ID=41503]
4[Option ID=41504]

SI. No.51
QBID:89051

Which of the following are NOT Thorium minerals?

- A. Monazite
- B. Thorite
- C. Tonalite
- D. Actinolite

Choose the **correct** answer from the options given below:

- 1. C and D only
- 2. A and D only
- 3. A and B only
- 4. B and C only

(1) 1

(2) 2

(3) 3

(4) 4

1[Option ID=41505] Question Description : dwbv_pg_ems_eng_2_q51
2[Option ID=41506]
3[Option ID=41507]
4[Option ID=41508]

SI. No.52
QBID:89052

Which of the following rocks act as hydrocarbon reservoirs?

- A. Sandstone
- B. Limestone
- C. Shale
- D. Mudstone

Choose the **correct** answer from the options given below:

- 1. A and C only
- 2. A and B only
- 3. B and D only
- 4. A and D only

(1) 1

(2) 2

(3) 3

(4) 4

1[Option ID=41509] Question Description : dwbv_pg_ems_eng_2_q52
2[Option ID=41510]
3[Option ID=41511]
4[Option ID=41512]

SI. No.53
QBID:89053

Criteria pollutant under National Ambient Air Quality Standards (NAAQS) are

- A. CO
- B. CO₂
- C. O₃
- D. SO₂
- E. NO₃

Choose the **correct** answer from the options given below:

- 1. A, C, D and E only
- 2. A, C and D only
- 3. A, B and D only
- 4. A, D and E only

(1) 1

(2) 2

(3) 3

(4) 4

1[Option ID=41513] Question Description : dwbv_pg_ems_eng_2_q53
2[Option ID=41514]
3[Option ID=41515]
4[Option ID=41516]

SI. No.54
QBID:89054

Which of the following can introduce acidity in soils?

- A. Presence of soluble aluminium
- B. Mine tailing deposits
- C. Thermal power plant emissions
- D. Leaching of basic cations
- E. Leaching of Si from Silicate minerals

Choose the **correct** answer from the options given below:

- 1. A, B, C and D only
- 2. B, C and D only
- 3. A, B, C, D and E
- 4. A, B, C and E only

(1) 1

(2) 2

(3) 3

(4) 4

1[Option ID=41517] Question Description : dwbv_pg_ems_eng_2_q54
2[Option ID=41518]
3[Option ID=41519]
4[Option ID=41520]

SI. No.55
QBID:89055

Air pollution control techniques used primarily to control particulate matter pollution in ambient atmosphere are

- A. Bag houses
- B. Limestone injection multistage burner (LIMB)
- C. Cyclone collectors
- D. Catalytic converters
- E. Electrostatic precipitators

Choose the **correct** answer from the options given below:

- 1. A, B, D and E only
- 2. C and E only
- 3. A, B, C and E only
- 4. A, C and E only

(1) 1

(2) 2

(3) 3

(4) 4

1[Option ID=41521] Question Description : dwbv_pg_ems_eng_2_q55
2[Option ID=41522]
3[Option ID=41523]
4[Option ID=41524]

SI. No.56
QBID:89056

Choose the correct statements

- A. Increase in temperature reduces DO in lake water.
- B. Agricultural run-off introduces turbidity in lake water.
- C. Sewage discharge increases both DO and BOD in lake water.
- D. Enrichment of nutrients speed-up the aging of lakes.
- E. Atmospheric exchange and photosynthesis introduces DO in lake water.

Choose the **correct** answer from the options given below:

- 1. A, C and D only
- 2. B, C, D and E only
- 3. A, B, C, D and E
- 4. A, B, D and E only

(1) 1

(2) 2

(3) 3

(4) 4

1[Option ID=41525]

2[Option ID=41526]

3[Option ID=41527]

4[Option ID=41528]

Question Description : dwbv_pg_ems_eng_2_q56

SI. No.57

QBID:89057

Which of the following greenhouse gases are not emitted from solid waste landfills?

- A. CH₄
- B. CO₂
- C. SF₆
- D. O₃
- E. N₂O

Choose the **correct** answer from the options given below:

- 1. C and E only
- 2. D and E only
- 3. C only
- 4. C and D only

(1) 1

(2) 2

(3) 3

(4) 4

1[Option ID=41529]

2[Option ID=41530]

3[Option ID=41531]

4[Option ID=41532]

Question Description : dwbv_pg_ems_eng_2_q57

SI. No.58

QBID:89058

Which of the following are NOT objectives of the Environment (Protection) Act, 1986?

- A. Prevention of hazards to all living creatures (plants, animals and human) and property
- B. Conservation of the natural heritage
- C. Check on soil erosion and denundation in catchment areas in rivers, lakes and reservoirs
- D. Maintenance of a harmonious relationship between humans and their environment
- E. Increase in productivity of forests to meet the natural needs

Choose the **correct** answer from the options given below:

- 1. A, B and D only
- 2. B, C and E only
- 3. B, C and D only
- 4. C, D and E only

(1) 1

(2) 2

(3) 3

(4) 4

1[Option ID=41533]

2[Option ID=41534]

3[Option ID=41535]

4[Option ID=41536]

Question Description : dwbv_pg_ems_eng_2_q58

SI. No.59

QBID:89059

Which of the following are correct representations of standard deviation?

A. $\frac{1}{n} \sum (y_i - \bar{y})$

B. $\frac{1}{n} \sum (y - \bar{y})^2$

C. $\sqrt{\frac{1}{n} \sum (y_i - \bar{y})^2}$

D. $\sqrt{\left(\frac{\sum y}{n}\right)^2 - \frac{\sum y^2}{n}}$

E. $\sqrt{\frac{\sum y^2}{n} - \left(\frac{\sum y}{n}\right)^2}$

Choose the **correct** answer from the options given below:

- 1. A and C only
- 2. B and D only
- 3. C and E only
- 4. A and D only

(1) 1

(2) 2

(3) 3

(4) 4

1[Option ID=41537]

2[Option ID=41538]

3[Option ID=41539]

4[Option ID=41540]

Question Description : dwbv_pg_ems_eng_2_q59

SI. No.60
QBID:89060

Which of the following sites found suitable for the introduction of Cheetah are situated in the state of Rajasthan?

- A. Gandhi Sagar Wildlife Sanctuary
- B. Madhav National Park
- C. Mukundara Hills Tiger Reserve
- D. Nauradehi Wildlife Sanctuary
- E. Shergarh Wildlife Sanctuary


Choose the **correct** answer from the options given below:

- 1. A and C only
- 2. C and E only
- 3. B and D only
- 4. D and E only

- (1) 1
- (2) 2
- (3) 3
- (4) 4

1[Option ID=41541]
2[Option ID=41542]
3[Option ID=41543]
4[Option ID=41544]

Question Description : dwbv_pg_ems_eng_2_q60



SI. No.61
QBID:89061

Which of the following are covered under the National Mission for Sustaining the Himalayan Ecosystem?

- A. Himalayan Glaciers
- B. Institutional Capacities
- C. Biodiversity Conservation
- D. Wildlife Conservation
- E. Traditional Knowledge

Choose the **correct** answer from the options given below:

- 1. A, B, C and D only
- 2. B, C, D and E only
- 3. A, B, C, D and E
- 4. A, C, D and E only

- (1) 1
- (2) 2
- (3) 3
- (4) 4

1[Option ID=41545]
2[Option ID=41546]
3[Option ID=41547]
4[Option ID=41548]

Question Description : dwbv_pg_ems_eng_2_q61

SI. No.62
QBID:89062

Which of the following States/UTs have more than thirty Wildlife Sanctuaries?

- A. Andhra Pradesh
- B. Himachal Pradesh
- C. Madhya Pradesh
- D. Maharashtra
- E. Rajasthan

Choose the **correct** answer from the options given below:

- 1. A and C only
- 2. C and E only
- 3. B and D only
- 4. C and D only

(1) 1

(2) 2

(3) 3

(4) 4

1[Option ID=41549] Question Description : dwbv_pg_ems_eng_2_q62
2[Option ID=41550]
3[Option ID=41551]
4[Option ID=41552]

SI. No.63
QBID:89063

For a moderately asymmetrical (non-symmetrical) distribution, mean, mode, and median obey the following relation

- A. Mean = Mode = Median
- B. Mode = Mean - 3(Mean-Median)
- C. Mean - Median = $\frac{1}{3}$ (Mean - Mode)
- D. Mean - Mode = 3 (Median - Mean)
- E. Mode - Median = 3 (Mean)

Choose the **correct** answer from the options given below:

- 1. A and B only
- 2. B and C only
- 3. C and D only
- 4. D and E only

(1) 1

(2) 2

(3) 3

(4) 4

1[Option ID=41553] Question Description : dwbv_pg_ems_eng_2_q63
2[Option ID=41554]
3[Option ID=41555]
4[Option ID=41556]

SI. No.64
QBID:89064

Choose the correct statements

- A. Basel convention was on transboundary movement of toxic waste.
- B. Kyoto protocol was on banning of production of CFCs.
- C. Montreal protocol was on controlling Global warming.
- D. Earth Summit in the year 2002 was held in Johannesburg.
- E. Convention on Biodiversity (CBD) was held in the year 1995.

Choose the **correct** answer from the options given below:

- 1. A, B, C and E only
- 2. A, B and C only
- 3. A and D only
- 4. B, C, D and E only

(1) 1

(2) 2

(3) 3

(4) 4

1[Option ID=41557] Question Description : dwbv_pg_ems_eng_2_q64
2[Option ID=41558]
3[Option ID=41559]
4[Option ID=41560]

SI. No.65
QBID:89065

Read the following statements

- A. Systemic insecticides kill insects only after moving through the system of the plant hosting the target insect.
- B. Contact pesticides enter the target pest upon direct application.
- C. Contact pesticides/insecticides or its residue kill target plants or insects on direct application.
- D. If a particular insect does not feed on the plant, it cannot be harmed by systemic insecticides.
- E. Contact pesticides are generally used only for specific insects occurring on specific plants/crops.

Choose the **correct** answer from the options given below:

- 1. A, C and E only
- 2. A, B, C and E only
- 3. B, C, D and E only
- 4. A, B, C and D only

(1) 1

(2) 2

(3) 3

(4) 4

1[Option ID=41561] Question Description : dwbv_pg_ems_eng_2_q65
2[Option ID=41562]
3[Option ID=41563]
4[Option ID=41564]

SI. No.66
QBID:89066

Match **List I** with **List II**

List I	List II
A. 0.52 - 0.60 μm	I. Absorption band of healthy vegetation.
B. 0.63 - 0.69 μm	II. Responsive to amount of vegetation biomass/leaf area.
C. 0.76 - 0.90 μm	III. Sensitive to turgidity or amount of water in plants.
D. 1.55 - 1.75 μm	IV. Green reflectance of healthy vegetation.

Choose the **correct** answer from the options given below:

1. A - IV, B - III, C - I, D - II
2. A - I, B - III, C - IV, D - II
3. A - II, B - III, C - IV, D - I
4. A - II, B - IV, C - III, D - I

- (1) 1
(2) 2
(3) 3
(4) 4

1[Option ID=41565] Question Description : dwbv_pg_ems_eng_2_q66
2[Option ID=41566]
3[Option ID=41567]
4[Option ID=41568]

SI. No.67
QBID:89067

Match **List I** with **List II**

List I (Term)	List II (Definition)
A. Sympatric speciation	I. The process by which organisms adapt to changed environmental conditions to form new species in a relatively short period.
B. Parapatric speciation	II. The process of differentiation and acquiring reproductive isolation within the same geographical area.
C. Adaptive radiation	III. Population evolving in different geographical regions due to isolation.
D. Allopatric speciation	IV. The process of speciation which occurs between adjacent populations within a broadly continuous habitat.

Choose the **correct** answer from the options given below:

1. A - IV, B - II, C - III, D - I
2. A - II, B - IV, C - I, D - III
3. A - I, B - II, C - III, D - IV
4. A - III, B - I, C - II, D - IV

- (1) 1
(2) 2
(3) 3
(4) 4

1[Option ID=41569] Question Description : dwbv_pg_ems_eng_2_q67
2[Option ID=41570]
3[Option ID=41571]
4[Option ID=41572]

SI. No.68
QBID:89068

Match **List I** with **List II**

List I (Author)	List II (Concept of ecological niche)
A. Charles Elton (1927)	I. The activity range of each species along every dimension of the environment.
B. G.F. Gause (1934)	II. The intensity of competition between species suggests the degree to which their niches overlap.
C. David Lack (1947)	III. The place of species in the biological environment, its relationship to food and predators.
D. G. E. Hutchinson (1959)	IV. Niche relationships could provide a basis for evolutionary diversification of species.

Choose the **correct** answer from the options given below:

1. A - IV, B - II, C - III, D - I
2. A - I, B - II, C - III, D - IV
3. A - III, B - II, C - IV, D - I
4. A - I, B - IV, C - III, D - II

(1) 1

(2) 2

(3) 3

(4) 4

1[Option ID=41573]

2[Option ID=41574]

3[Option ID=41575]

4[Option ID=41576]

Question Description : dwbv_pg_ems_eng_2_q68

SI. No.69

QBID:89069

Match **List I** with **List II**

List I (Types of interaction)	List II (Nature of interaction)
A. Parasitism	I. The predator generally larger than prey have positive interaction while prey have negative interaction.
B. Mutualism	II. Interaction favourable to both and obligatory.
C. Predation	III. The parasite generally smaller than the host benefitted while the host have negative interaction.
D. Commensalism	IV. The commensal benefits while the host remains unaffected.

Choose the **correct** answer from the options given below:

1. A - I, B - II, C - III, D - IV
2. A - III, B - I, C - IV, D - II
3. A - III, B - II, C - I, D - IV
4. A - I, B - IV, C - III, D - II

(1) 1

(2) 2

(3) 3

(4) 4

1[Option ID=41577]

2[Option ID=41578]

3[Option ID=41579]

4[Option ID=41580]

Question Description : dwbv_pg_ems_eng_2_q69

SI. No.70

QBID:89070

Match **List I** with **List II**

List I (Name)	List II (Parameter)
A. Contour	I. Density
B. Isohyet	II. Height
C. Isopycnic	III. Wind direction
D. Isogon	IV. Precipitation accumulation

Choose the **correct** answer from the options given below:

1. A - IV, B - I, C - III, D - II
2. A - II, B - IV, C - I, D - III
3. A - III, B - IV, C - II, D - I
4. A - I, B - II, C - III, D - IV

(1) 1

(2) 2

(3) 3

(4) 4

1[Option ID=41581] Question Description : dwbv_pg_ems_eng_2_q70
2[Option ID=41582]
3[Option ID=41583]
4[Option ID=41584]

SI. No.71
QBID:89071

Match **List I** with **List II**

List I Mineral	List II Hardness (Mohs Scale)
A. Calcite	I. 7
B. Topaz	II. 5
C. Apatite	III. 3
D. Quartz	IV. 8

Choose the **correct** answer from the options given below:

1. A - IV, B - III, C - II, D - I
2. A - III, B - IV, C - II, D - I
3. A - I, B - II, C - III, D - IV
4. A - II, B - III, C - IV, D - I

(1) 1

(2) 2

(3) 3

(4) 4

1[Option ID=41585] Question Description : dwbv_pg_ems_eng_2_q71
2[Option ID=41586]
3[Option ID=41587]
4[Option ID=41588]

SI. No.72
QBID:89072

Match **List I** with **List II** about Chemical composition of coal

List I - Element	List II - Composition (%)
A. Carbon	I. 2 - 20
B. Hydrogen	II. 60 - 90
C. Oxygen	III. 1 - 12
D. Nitrogen	IV. 1 - 3

Choose the **correct** answer from the options given below:

1. A - I, B - IV, C - II, D - III
2. A - II, B - III, C - I, D - IV
3. A - IV, B - II, C - III, D - I
4. A - III, B - II, C - IV, D - I

- (1) 1
(2) 2
(3) 3
(4) 4

1[Option ID=41589] Question Description : dwbv_pg_ems_eng_2_q72
2[Option ID=41590]
3[Option ID=41591]
4[Option ID=41592]

SI. No.73
QBID:89073

Match **List I** with **List II**

List I	List II
A. Scoping	I. Determine significance and social importance of measured impacts, particularly adverse impacts
B. Evaluation	II. Comply with terms and conditions and to monitor environmental impacts
C. ES Review	III. Identify key issues and impacts to establish study limits
D. Monitoring	IV. Systematic appraisal of the quality of EIS and compliance with legislation or modification required

Choose the **correct** answer from the options given below:

1. A - III, B - I, C - II, D - IV
2. A - III, B - I, C - IV, D - II
3. A - I, B - III, C - IV, D - II
4. A - I, B - IV, C - III, D - II

- (1) 1
(2) 2
(3) 3
(4) 4

1[Option ID=41593] Question Description : dwbv_pg_ems_eng_2_q73
2[Option ID=41594]
3[Option ID=41595]
4[Option ID=41596]

SI. No.74
QBID:89074

Match **List I** with **List II**

List I - Normal Distributed Data	List II - Percent of Area Covered
A. Fiftieth percentile \pm 1SD	I. \approx 50%
B. Mode \pm 2SD	II. \approx 68%
C. Second Quartile \pm 3SD	III. \approx 95%
D. Mean \pm 3SD	IV. \approx 99.9%

Choose the **correct** answer from the options given below:

1. A - II, B - III, C - IV, D - I
2. A - I, B - II, C - III, D - IV
3. A - IV, B - II, C - I, D - III
4. A - III, B - I, C - IV, D - II

(1) 1

(2) 2

(3) 3

(4) 4

1[Option ID=41597] Question Description : dwbv_pg_ems_eng_2_q74
2[Option ID=41598]
3[Option ID=41599]
4[Option ID=41600]

SI. No.75
QBID:89075

Match **List I** with **List II**

List I (Reservoir)	List II (River)
A. Maithon	I. Betwa
B. Matatila	II. Baskar
C. Nizam Sagar	III. Damodar
D. Pong	IV. Marjna

Choose the **correct** answer from the options given below:

1. A - III, B - IV, C - II, D - I
2. A - III, B - I, C - IV, D - II
3. A - II, B - IV, C - I, D - III
4. A - II, B - I, C - IV, D - III

(1) 1

(2) 2

(3) 3

(4) 4

1[Option ID=41601] Question Description : dwbv_pg_ems_eng_2_q75
2[Option ID=41602]
3[Option ID=41603]
4[Option ID=41604]

SI. No.76
QBID:89076

Arrange the following radiations of the electromagnetic spectrum in increasing order of wave length.

- A. Visible
- B. Near IR
- C. X-Ray
- D. Ultra violet
- E. Thermal IR

Choose the **correct** answer from the options given below:

- 1. B, D, E, A, C
- 2. A, B, C, D, E
- 3. E, A, C, B, D
- 4. C, D, A, B, E

(1) 1

(2) 2

(3) 3

(4) 4

1[Option ID=41605]

2[Option ID=41606]

3[Option ID=41607]

4[Option ID=41608]

Question Description : dwbv_pg_ems_eng_2_q76

SI. No.77

QBID:89077

Arrange the following elements of image interpretation in decreasing order of complexity.

- A. Aspect
- B. Association
- C. Location
- D. Pattern
- E. Texture

Choose the **correct** answer from the options given below:

- 1. B, D, E, A, C
- 2. B, A, D, E, C
- 3. A, B, E, C, D
- 4. D, A, B, C, E

(1) 1

(2) 2

(3) 3

(4) 4

1[Option ID=41609]

2[Option ID=41610]

3[Option ID=41611]

4[Option ID=41612]

Question Description : dwbv_pg_ems_eng_2_q77

SI. No.78

QBID:89078

Arrange the following rocks in increasing metamorphic grade.

- A. Gneiss
- B. Slate
- C. Migmatite
- D. Phyllite

Choose the **correct** answer from the options given below:

- 1. A, B, C, D
- 2. B, A, C, D
- 3. B, D, A, C
- 4. C, A, D, B

(1) 1

(2) 2

(3) 3

(4) 4

1[Option ID=41613]

2[Option ID=41614]

3[Option ID=41615]

4[Option ID=41616]

Question Description : dwbv_pg_ems_eng_2_q78

SI. No.79

QBID:89079

Correct sequence of mineralisation from high temperature to low temperature during fractional crystallisation of magma is

- A. Olivine
- B. Amphibole
- C. Pyroxene
- D. Biotite

Choose the **correct** answer from the options given below:

- 1. A, D, C, B
- 2. A, B, C, D
- 3. A, C, B, D
- 4. A, D, B, C

(1) 1

(2) 2

(3) 3

(4) 4

1[Option ID=41617]

2[Option ID=41618]

3[Option ID=41619]

4[Option ID=41620]

Question Description : dwbv_pg_ems_eng_2_q79

SI. No.80

QBID:89080

Arrange the following coal types as per their increasing carbon content.

- A. Lignite
- B. Peat
- C. Sub-bituminous
- D. Anthracite
- E. Bituminous

Choose the *correct* answer from the options given below:

- 1. C, A, B, D, E
- 2. B, A, C, E, D
- 3. A, B, E, D, C
- 4. A, B, C, D, E

(1) 1

(2) 2

(3) 3

(4) 4

1[Option ID=41621] Question Description : dwbv_pg_ems_eng_2_q80
2[Option ID=41622]
3[Option ID=41623]
4[Option ID=41624]

SI. No.81
QBID:89081

Correct order of soil horizons starting from top surface to bottom is

- A. O
- B. A
- C. B
- D. E
- E. C

Choose the *correct* answer from the options given below:

- 1. A, B, C, E, D
- 2. A, B, C, D, E
- 3. A, B, D, C, E
- 4. B, A, C, D, E

(1) 1

(2) 2

(3) 3

(4) 4

1[Option ID=41625] Question Description : dwbv_pg_ems_eng_2_q81
2[Option ID=41626]
3[Option ID=41627]
4[Option ID=41628]

SI. No.82
QBID:89082

Arrange the following stages of decomposition of landfill materials in their preferred sequence from initial to last.

- A. Acid phase
- B. Aerobic phase
- C. Unsteady methanogenesis
- D. Steady methanogenesis

Choose the **correct** answer from the options given below:

- 1. A, B, C, D
- 2. B, A, C, D
- 3. B, A, D, C
- 4. A, B, D, C

- (1) 1
- (2) 2
- (3) 3
- (4) 4

1[Option ID=41629] Question Description : dwbv_pg_ems_eng_2_q82
2[Option ID=41630]
3[Option ID=41631]
4[Option ID=41632]

SI. No.83
QBID:89083

Following are the common procedural steps in ecological impact analysis process. Arrange them from the first to the last step.

- A. Focussing
- B. Impact Assessment
- C. Impact Evaluation
- D. Impact Mitigation
- E. Scoping

Choose the **correct** answer from the options given below:

- 1. A, E, C, B, D
- 2. E, A, B, D, C
- 3. E, B, C, D, A
- 4. A, B, C, D, E

- (1) 1
- (2) 2
- (3) 3
- (4) 4

1[Option ID=41633] Question Description : dwbv_pg_ems_eng_2_q83
2[Option ID=41634]
3[Option ID=41635]
4[Option ID=41636]

SI. No.84
QBID:89084

The three monthly moving average for rainfall in New Delhi for the monsoon periods, 2019, 2021 and 2022 was to be estimated. In calculation of the 95% confidence interval for rainfall, arrange the following sequence of steps in correct order.

- A. Choose confidence coefficient of 95%.
- B. Plot a time series graph on available data.
- C. Calculate three year moving average.
- D. Compute the standard error for estimate.
- E. Compute sample statistic 't'.

Choose the **correct** answer from the options given below:

1. A, B, C, E, D
2. B, C, D, A, E
3. B, C, E, D, A
4. C, D, A, E, B

(1) 1

(2) 2

(3) 3

(4) 4

1[Option ID=41637]

2[Option ID=41638]

3[Option ID=41639]

4[Option ID=41640]

Question Description : dwbv_pg_ems_eng_2_q84

SI. No.85

QBID:89085

Given below are two statements, one is labelled as Assertion (A) and the other is labelled as Reason (R).

Assertion (A) : Natural Ecosystems are less vulnerable to catastrophic changes but adapted to weather changes.

Reason (R) : Natural Ecosystems are mature from a succession point of view and rich in biotic diversity with less synchronisation of growth.

In light of the above statements, choose the *correct* answer from the options given below:

1. Both (A) and (R) are true and (R) is the correct explanation of (A)
2. Both (A) and (R) are true but (R) is NOT the correct explanation of (A)
3. (A) is true but (R) is false
4. (A) is false but (R) is true

(1) 1

(2) 2

(3) 3

(4) 4

1[Option ID=41641]

2[Option ID=41642]

3[Option ID=41643]

4[Option ID=41644]

Question Description : dwbv_pg_ems_eng_2_q85

SI. No.86

QBID:89086

Given below are two statements, one is labelled as Assertion (A) and the other is labelled as Reason (R).

Assertion (A) : Humic acid is less soluble in acid solution compared to fulvic acid.

Reason (R) : Molecular weight of humic acid is 100 to 1000 times higher compared to fulvic acid and also its oxygen content is lower.

In light of the above statements, choose the *correct* answer from the options given below:

1. Both (A) and (R) are true and (R) is the correct explanation of (A)
2. Both (A) and (R) are true but (R) is NOT the correct explanation of (A)
3. (A) is correct but (R) is not correct.
4. (A) is not correct but (R) is correct.

(1) 1

(2) 2

(3) 3

(4) 4

1[Option ID=41645] Question Description : dwbv_pg_ems_eng_2_q86
2[Option ID=41646]
3[Option ID=41647]
4[Option ID=41648]

SI. No.87
QBID:89087

Given below are two statements:

Statement I: Soluble phosphorus is referred to as soluble reactive phosphorus and is a limiting nutrient in aquatic systems.

Statement II: Speed of phosphorus movement between biotic and abiotic components, makes it difficult to differentiate between Zooplankton - p, bacterial-p, algae - p or even inorganic-p.

In light of the above statements, choose the **most appropriate** answer from the options given below:

1. Both Statement I and Statement II are correct
2. Both Statement I and Statement II are incorrect
3. Statement I is correct but Statement II is incorrect
4. Statement I is incorrect but Statement II is correct

(1) 1

(2) 2

(3) 3

(4) 4

1[Option ID=41649] Question Description : dwbv_pg_ems_eng_2_q87
2[Option ID=41650]
3[Option ID=41651]
4[Option ID=41652]

SI. No.88
QBID:89088

Given below are two statements:

Statement I: Alien species are a significant direct threat affecting 30% of all threatened birds, 15% of all threatened plants and 10% of all threatened mammals.

Statement II: At ecosystem level, alien species affect structural diversity, cause local extinction of native species, change fire and nutrient regimes and nutrient cycling patterns as well as produce allelochemical substances.

In light of the above statements, choose the **most appropriate** answer from the options given below:

1. Both Statement I and Statement II are correct
2. Both Statement I and Statement II are incorrect
3. Statement I is correct but Statement II is incorrect
4. Statement I is incorrect but Statement II is correct

(1) 1

(2) 2

(3) 3

(4) 4

1[Option ID=41653]

Question Description : dwbv_pg_ems_eng_2_q88

2[Option ID=41654]

3[Option ID=41655]

4[Option ID=41656]

SI. No.89

QBID:89089

Given below are two statements:

Statement I: With reference to solid waste, 'Rubbish' includes both combustible and non-combustible solid waste.

Statement II: Trash is part of rubbish but rubbish does not include garbage.

In light of the above statements, choose the **most appropriate** answer from the options given below:

1. Both Statement I and Statement II are true.
2. Both Statement I and Statement II are false.
3. Statement I is true but Statement II is false.
4. Statement I is false but Statement II is true.

(1) 1

(2) 2

(3) 3

(4) 4

1[Option ID=41657]

Question Description : dwbv_pg_ems_eng_2_q89

2[Option ID=41658]

3[Option ID=41659]

4[Option ID=41660]

SI. No.90

QBID:89090

Given below are two statements:

Statement I: Past data records help in forecasting weather conditions.

Statement II: The statistical methods of correlation help ONLY in forecasting weather conditions.

In light of the above statements, choose the **most appropriate** answer from the options given below:

1. Both Statement I and Statement II are true.
2. Both Statement I and Statement II are false.
3. Statement I is true but Statement II is false.
4. Statement I is false but Statement II is true.

(1) 1

(2) 2

(3) 3

(4) 4

1[Option ID=41661] Question Description : dwbv_pg_ems_eng_2_q90
2[Option ID=41662]
3[Option ID=41663]
4[Option ID=41664]

SI. No.91
QBID:89091

Read the given passage and answer the questions that follow.

Species diversity, also referred to as biodiversity, is an essential part of proper ecosystem structure and functioning and ecosystem services. Speciation, the formation of new species, and extinction, the permanent loss of species, are the major components of changes in the earth's biological diversity. Over the entire period of life on earth, a few billion years, some plant and animal species have disappeared and new species have appeared as a result of natural evolutionary processes. The background rate of extinction (or normal extinction rate) is a measure of the rate of species disappearance due to natural processes operating under normal conditions. The rate has been determined to approximately five extinctions per year on average over geological time. Much greater rates of extinction have occurred during specific periods in earth's history. These events, called mass extinctions, took place approximately 440, 360, 250, 200, and 65 million years ago. The causes of these extinction events were natural factors such as volcanic eruptions and asteroid impacts. These natural processes produced major changes in climate and habitats to which many species could not adequately adapt. These events are estimated to have caused the extinction of 50 to 96 % of species present at each time. The current extinction rate is estimated to be anywhere from 10 to 1000 times the background rate of extinction, with the rate varying across taxonomic groups. This is the result of a myriad of human activities and their impacts over and above natural factors. The current climate change scenario is changing and accelerating the rate of species extinction by reducing the time plants and animals have to adapt to changes in ecosystem conditions. Further complicating this issue is the fact that biodiversity is unevenly distributed across the planet, where more than 1/3 of the known land plants and vertebrates confined to 2% of the planet surface, the so called, biodiversity hotspots.

Dinosaurs disappeared from the planet Earth during the mass extinction event of

1. 360 my
2. 250 my
3. 65 my
4. 25 my

(1) 1

(2) 2

(3) 3

(4) 4

1[Option ID=41665] Question Description : dwbv_pg_ems_eng_2_q91

2[Option ID=41666]
3[Option ID=41667]
4[Option ID=41668]

SI. No.92
QBID:89092

Read the given passage and answer the questions that follow.

Species diversity, also referred to as biodiversity, is an essential part of proper ecosystem structure and functioning and ecosystem services. Speciation, the formation of new species, and extinction, the permanent loss of species, are the major components of changes in the earth's biological diversity. Over the entire period of life on earth, a few billion years, some plant and animal species have disappeared and new species have appeared as a result of natural evolutionary processes. The background rate of extinction (or normal extinction rate) is a measure of the rate of species disappearance due to natural processes operating under normal conditions. The rate has been determined to approximately five extinctions per year on average over geological time. Much greater rates of extinction have occurred during specific periods in earth's history. These events, called mass extinctions, took place approximately 440, 360, 250, 200, and 65 million years ago. The causes of these extinction events were natural factors such as volcanic eruptions and asteroid impacts. These natural processes produced major changes in climate and habitats to which many species could not adequately adapt. These events are estimated to have caused the extinction of 50 to 96 % of species present at each time. The current extinction rate is estimated to be anywhere from 10 to 1000 times the background rate of extinction, with the rate varying across taxonomic groups. This is the result of a myriad of human activities and their impacts over and above natural factors. The current climate change scenario is changing and accelerating the rate of species extinction by reducing the time plants and animals have to adapt to changes in ecosystem conditions. Further complicating this issue is the fact that biodiversity is unevenly distributed across the planet, where more than 1/3 of the known land plants and vertebrates confined to 2% of the planet surface, the so called, biodiversity hotspots.

Which one is NOT a natural factor for mass extinction?

1. Volcanic Activity
2. Asteroid impacts
3. Habitat fragmentation
4. Glaciation

- (1) 1
(2) 2
(3) 3
(4) 4

1[Option ID=41669] Question Description : dwbv_pg_ems_eng_2_q92
2[Option ID=41670]
3[Option ID=41671]
4[Option ID=41672]

SI. No.93
QBID:89093

Read the given passage and answer the questions that follow.

Species diversity, also referred to as biodiversity, is an essential part of proper ecosystem structure and functioning and ecosystem services. Speciation, the formation of new species, and extinction, the permanent loss of species, are the major components of changes in the earth's biological diversity. Over the entire period of life on earth, a few billion years, some plant and animal species have disappeared and new species have appeared as a result of natural evolutionary processes. The background rate of extinction (or normal extinction rate) is a measure of the rate of species disappearance due to natural processes operating under normal conditions. The rate has been determined to approximately five extinctions per year on average over geological time. Much greater rates of extinction have occurred during specific periods in earth's history. These events, called mass extinctions, took place approximately 440, 360, 250, 200, and 65 million years ago. The causes of these extinction events were natural factors such as volcanic eruptions and asteroid impacts. These natural processes produced major changes in climate and habitats to which many species could not adequately adapt. These events are estimated to have caused the extinction of 50 to 96 % of species present at each time. The current extinction rate is estimated to be anywhere from 10 to 1000 times the background rate of extinction, with the rate varying across taxonomic groups. This is the result of a myriad of human activities and their impacts over and above natural factors. The current climate change scenario is changing and accelerating the rate of species extinction by reducing the time plants and animals have to adapt to changes in ecosystem conditions. Further complicating this issue is the fact that biodiversity is unevenly distributed across the planet, where more than 1/3 of the known land plants and vertebrates confined to 2% of the planet surface, the so called, biodiversity hotspots.

Which of the following is not an example of ecosystem service?

1. Circulation of O₂ and CO₂
2. Regulating climate
3. Maintaining biodiversity
4. Soil erosion

- (1) 1
(2) 2
(3) 3
(4) 4

1[Option ID=41673]
2[Option ID=41674]
3[Option ID=41675]
4[Option ID=41676]

Question Description : dwbv_pg_ems_eng_2_q93

Sl. No.94
QBID:89094

Read the given passage and answer the questions that follow.

Species diversity, also referred to as biodiversity, is an essential part of proper ecosystem structure and functioning and ecosystem services. Speciation, the formation of new species, and extinction, the permanent loss of species, are the major components of changes in the earth's biological diversity. Over the entire period of life on earth, a few billion years, some plant and animal species have disappeared and new species have appeared as a result of natural evolutionary processes. The background rate of extinction (or normal extinction rate) is a measure of the rate of species disappearance due to natural processes operating under normal conditions. The rate has been determined to approximately five extinctions per year on average over geological time. Much greater rates of extinction have occurred during specific periods in earth's history. These events, called mass extinctions, took place approximately 440, 360, 250, 200, and 65 million years ago. The causes of these extinction events were natural factors such as volcanic eruptions and asteroid impacts. These natural processes produced major changes in climate and habitats to which many species could not adequately adapt. These events are estimated to have caused the extinction of 50 to 96 % of species present at each time. The current extinction rate is estimated to be anywhere from 10 to 1000 times the background rate of extinction, with the rate varying across taxonomic groups. This is the result of a myriad of human activities and their impacts over and above natural factors. The current climate change scenario is changing and accelerating the rate of species extinction by reducing the time plants and animals have to adapt to changes in ecosystem conditions. Further complicating this issue is the fact that biodiversity is unevenly distributed across the planet, where more than 1/3 of the known land plants and vertebrates confined to 2% of the planet surface, the so called, biodiversity hotspots.

Major cause of species extinction in modern time could be

1. deforestation
2. desertification
3. climate change
4. speciation

- (1) 1
(2) 2
(3) 3
(4) 4

1[Option ID=41677]
2[Option ID=41678]
3[Option ID=41679]
4[Option ID=41680]

Question Description : dwbv_pg_ems_eng_2_q94

Sl. No.95
QBID:89095

Read the given passage and answer the questions that follow.

Species diversity, also referred to as biodiversity, is an essential part of proper ecosystem structure and functioning and ecosystem services. Speciation, the formation of new species, and extinction, the permanent loss of species, are the major components of changes in the earth's biological diversity. Over the entire period of life on earth, a few billion years, some plant and animal species have disappeared and new species have appeared as a result of natural evolutionary processes. The background rate of extinction (or normal extinction rate) is a measure of the rate of species disappearance due to natural processes operating under normal conditions. The rate has been determined to approximately five extinctions per year on average over geological time. Much greater rates of extinction have occurred during specific periods in earth's history. These events, called mass extinctions, took place approximately 440, 360, 250, 200, and 65 million years ago. The causes of these extinction events were natural factors such as volcanic eruptions and asteroid impacts. These natural processes produced major changes in climate and habitats to which many species could not adequately adapt. These events are estimated to have caused the extinction of 50 to 96 % of species present at each time. The current extinction rate is estimated to be anywhere from 10 to 1000 times the background rate of extinction, with the rate varying across taxonomic groups. This is the result of a myriad of human activities and their impacts over and above natural factors. The current climate change scenario is changing and accelerating the rate of species extinction by reducing the time plants and animals have to adapt to changes in ecosystem conditions. Further complicating this issue is the fact that biodiversity is unevenly distributed across the planet, where more than 1/3 of the known land plants and vertebrates confined to 2% of the planet surface, the so called, biodiversity hotspots.

The Sundaland Biodiversity hotspot includes:

1. Sundarbans
2. Nicobar Islands
3. Lakshadweep
4. Indo-Burma region

- (1) 1
(2) 2
(3) 3
(4) 4

1[Option ID=41681]
2[Option ID=41682]
3[Option ID=41683]
4[Option ID=41684]

Question Description : dwbv_pg_ems_eng_2_q95

SI. No.96
QBID:89096

Read the given passage and answer the questions that follow.

Weathering has affected the long term climate of Earth by changing the Carbon dioxide content of the atmosphere through the inorganic carbon cycle. The planet Venus has a dense atmosphere composed mostly of CO₂, which traps so much solar heat that surface temperature reaches 480°C. Earth has comparatively very little CO₂ in the atmosphere, that is enough to keep most of the surface above freezing but not too hot to support life. However, when Earth first formed, its atmosphere was probably very much like that of Venus, with much more CO₂. The inorganic carbon cycle helps to regulate the climate of Earth because CO₂ is a greenhouse gas, chemical weathering accelerates with warming, and the formation of limestone occurs mostly in warm, tropical oceans. When Earth's climate is warm, chemical weathering and the formation of limestone increase, drawing CO₂ from the atmosphere, which cools the climate. When the global climate cools, chemical weathering and limestone formation slow down, allowing CO₂ to accumulate in the atmosphere from volcanism, which warms the Earth. An increase in chemical weathering can also lead to global cooling by removing more CO₂ from the atmosphere. For example, the Cenozoic uplift and weathering of large regions of high mountains such as the Alps and the Himalaya may have triggered the global cooling that culminated in the glaciations of the Pleistocene epoch.

During formation of Earth and Venus, their atmospheric compositions were similar. What reason is NOT responsible for the habitable temperature on Earth?

1. Conversion of CO₂ into organic matter
2. Conversion of CO₂ into carbonate rocks
3. Metamorphism of carbonate rocks
4. Burial of organic matter under the sediments

(1) 1

(2) 2

(3) 3

(4) 4

1[Option ID=41685] Question Description : dwbv_pg_ems_eng_2_q96
2[Option ID=41686]
3[Option ID=41687]
4[Option ID=41688]

SI. No.97
QBID:89097

Read the given passage and answer the questions that follow.

Weathering has affected the long term climate of Earth by changing the Carbon dioxide content of the atmosphere through the inorganic carbon cycle. The planet Venus has a dense atmosphere composed mostly of CO₂, which traps so much solar heat that surface temperature reaches 480°C. Earth has comparatively very little CO₂ in the atmosphere, that is enough to keep most of the surface above freezing but not too hot to support life. However, when Earth first formed, its atmosphere was probably very much like that of Venus, with much more CO₂. The inorganic carbon cycle helps to regulate the climate of Earth because CO₂ is a greenhouse gas, chemical weathering accelerates with warming, and the formation of limestone occurs mostly in warm, tropical oceans. When Earth's climate is warm, chemical weathering and the formation of limestone increase, drawing CO₂ from the atmosphere, which cools the climate. When the global climate cools, chemical weathering and limestone formation slow down, allowing CO₂ to accumulate in the atmosphere from volcanism, which warms the Earth. An increase in chemical weathering can also lead to global cooling by removing more CO₂ from the atmosphere. For example, the Cenozoic uplift and weathering of large regions of high mountains such as the Alps and the Himalaya may have triggered the global cooling that culminated in the glaciations of the Pleistocene epoch.

Since the origin of the Earth, CO₂ is naturally and continuously being added to the earth's atmosphere through

1. weathering of carbonate rocks.
2. degassing of magmas.
3. oxidation of soil organic matter.
4. biological respiration.

(1) 1

(2) 2

(3) 3

(4) 4

1[Option ID=41689] Question Description : dwbv_pg_ems_eng_2_q97
2[Option ID=41690]
3[Option ID=41691]
4[Option ID=41692]

SI. No.98
QBID:89098

Read the given passage and answer the questions that follow.

Weathering has affected the long term climate of Earth by changing the Carbon dioxide content of the atmosphere through the inorganic carbon cycle. The planet Venus has a dense atmosphere composed mostly of CO₂, which traps so much solar heat that surface temperature reaches 480°C. Earth has comparatively very little CO₂ in the atmosphere, that is enough to keep most of the surface above freezing but not too hot to support life. However, when Earth first formed, its atmosphere was probably very much like that of Venus, with much more CO₂. The inorganic carbon cycle helps to regulate the climate of Earth because CO₂ is a greenhouse gas, chemical weathering accelerates with warming, and the formation of limestone occurs mostly in warm, tropical oceans. When Earth's climate is warm, chemical weathering and the formation of limestone increase, drawing CO₂ from the atmosphere, which cools the climate. When the global climate cools, chemical weathering and limestone formation slow down, allowing CO₂ to accumulate in the atmosphere from volcanism, which warms the Earth. An increase in chemical weathering can also lead to global cooling by removing more CO₂ from the atmosphere. For example, the Cenozoic uplift and weathering of large regions of high mountains such as the Alps and the Himalaya may have triggered the global cooling that culminated in the glaciations of the Pleistocene epoch.

Long term cooling of the climate on Earth is controlled by

1. physical weathering.
2. chemical weathering of the carbonate rocks.
3. biological weathering of the carbonate rocks.
4. chemical weathering of the silicate rocks.

(1) 1

(2) 2

(3) 3

(4) 4

1[Option ID=41693]

2[Option ID=41694]

3[Option ID=41695]

4[Option ID=41696]

Question Description : dwbv_pg_ems_eng_2_q98

Sl. No.99

QBID:89099

Read the given passage and answer the questions that follow.

Weathering has affected the long term climate of Earth by changing the Carbon dioxide content of the atmosphere through the inorganic carbon cycle. The planet Venus has a dense atmosphere composed mostly of CO₂, which traps so much solar heat that surface temperature reaches 480°C. Earth has comparatively very little CO₂ in the atmosphere, that is enough to keep most of the surface above freezing but not too hot to support life. However, when Earth first formed, its atmosphere was probably very much like that of Venus, with much more CO₂. The inorganic carbon cycle helps to regulate the climate of Earth because CO₂ is a greenhouse gas, chemical weathering accelerates with warming, and the formation of limestone occurs mostly in warm, tropical oceans. When Earth's climate is warm, chemical weathering and the formation of limestone increase, drawing CO₂ from the atmosphere, which cools the climate. When the global climate cools, chemical weathering and limestone formation slow down, allowing CO₂ to accumulate in the atmosphere from volcanism, which warms the Earth. An increase in chemical weathering can also lead to global cooling by removing more CO₂ from the atmosphere. For example, the Cenozoic uplift and weathering of large regions of high mountains such as the Alps and the Himalaya may have triggered the global cooling that culminated in the glaciations of the Pleistocene epoch.

Limestone is primarily

1. chemogenic product deposited on land
2. chemogenic product deposited on seafloor
3. biogenic product deposited on seafloor
4. biogenic product deposited on land

(1) 1

(2) 2

(3) 3

(4) 4

1[Option ID=41697] Question Description : dwbv_pg_ems_eng_2_q99
2[Option ID=41698]
3[Option ID=41699]
4[Option ID=41700]

Sl. No.100
QBID:890100

Read the given passage and answer the questions that follow.

Weathering has affected the long term climate of Earth by changing the Carbon dioxide content of the atmosphere through the inorganic carbon cycle. The planet Venus has a dense atmosphere composed mostly of CO₂, which traps so much solar heat that surface temperature reaches 480°C. Earth has comparatively very little CO₂ in the atmosphere, that is enough to keep most of the surface above freezing but not too hot to support life. However, when Earth first formed, its atmosphere was probably very much like that of Venus, with much more CO₂. The inorganic carbon cycle helps to regulate the climate of Earth because CO₂ is a greenhouse gas, chemical weathering accelerates with warming, and the formation of limestone occurs mostly in warm, tropical oceans. When Earth's climate is warm, chemical weathering and the formation of limestone increase, drawing CO₂ from the atmosphere, which cools the climate. When the global climate cools, chemical weathering and limestone formation slow down, allowing CO₂ to accumulate in the atmosphere from volcanism, which warms the Earth. An increase in chemical weathering can also lead to global cooling by removing more CO₂ from the atmosphere. For example, the Cenozoic uplift and weathering of large regions of high mountains such as the Alps and the Himalaya may have triggered the global cooling that culminated in the glaciations of the Pleistocene epoch.

Which one of the following is not an expected signature of glaciation in the Himalayas?

1. Moraines
2. Striations
3. Tills
4. V-type valleys

(1) 1

(2) 2

(3) 3

(4) 4

1[Option ID=41341] Question Description : dwbv_pg_ems_eng_2_q100
2[Option ID=41342]
3[Option ID=41343]
4[Option ID=41344]